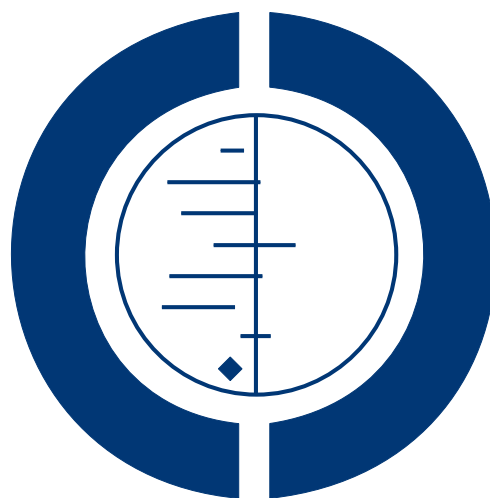


Superficial heat or cold for low back pain (Review)

French SD, Cameron M, Walker BF, Reggars JW, Esterman AJ



**THE COCHRANE
COLLABORATION®**

This is a reprint of a Cochrane review, prepared and maintained by The Cochrane Collaboration and published in *The Cochrane Library* 2010, Issue 4

<http://www.thecochranelibrary.com>



TABLE OF CONTENTS

HEADER	1
ABSTRACT	1
PLAIN LANGUAGE SUMMARY	2
BACKGROUND	2
OBJECTIVES	2
METHODS	2
Figure 1.	5
RESULTS	7
DISCUSSION	10
AUTHORS' CONCLUSIONS	11
ACKNOWLEDGEMENTS	11
REFERENCES	11
CHARACTERISTICS OF STUDIES	15
DATA AND ANALYSES	32
Analysis 1.1. Comparison 1 Heat vs placebo or non-heated wrap (acute and sub-acute LBP <3 months), Outcome 1 Pain relief (higher score favours heat).	35
Analysis 1.2. Comparison 1 Heat vs placebo or non-heated wrap (acute and sub-acute LBP <3 months), Outcome 2 Pain affect (lower score favours heat).	36
Analysis 1.3. Comparison 1 Heat vs placebo or non-heated wrap (acute and sub-acute LBP <3 months), Outcome 3 Function (lower score favours heat).	37
Analysis 1.4. Comparison 1 Heat vs placebo or non-heated wrap (acute and sub-acute LBP <3 months), Outcome 4 Pain (VAS) (lower score favours heat).	38
Analysis 2.1. Comparison 2 Heat vs other interventions (acute and sub-acute LBP <3 months), Outcome 1 Pain relief - Day 1 or 2 (higher score favours heat).	39
Analysis 2.2. Comparison 2 Heat vs other interventions (acute and sub-acute LBP <3 months), Outcome 2 Pain relief - Day 4 (higher score favours heat).	40
Analysis 2.3. Comparison 2 Heat vs other interventions (acute and sub-acute LBP <3 months), Outcome 3 Pain relief - Day 7 (higher score favours heat).	41
Analysis 2.4. Comparison 2 Heat vs other interventions (acute and sub-acute LBP <3 months), Outcome 4 Function (Roland-Morris) - Day 4 (higher score favours heat).	42
Analysis 2.5. Comparison 2 Heat vs other interventions (acute and sub-acute LBP <3 months), Outcome 5 Function change scores (Roland-Morris) - Day 2 (lower score favours heat).	43
Analysis 2.6. Comparison 2 Heat vs other interventions (acute and sub-acute LBP <3 months), Outcome 6 Function change scores (Roland-Morris) - Day 4 (lower score favours heat).	44
Analysis 2.7. Comparison 2 Heat vs other interventions (acute and sub-acute LBP <3 months), Outcome 7 Function change scores (Roland-Morris) - Day 7 (lower score favours heat).	45
Analysis 3.1. Comparison 3 Heat plus exercise vs other interventions (acute and sub-acute LBP <3 months), Outcome 1 Pain relief (higher score favours heat) - vs booklet.	46
Analysis 3.2. Comparison 3 Heat plus exercise vs other interventions (acute and sub-acute LBP <3 months), Outcome 2 Function - Roland-Morris (change values - lower score favours heat) - vs booklet.	47
Analysis 3.3. Comparison 3 Heat plus exercise vs other interventions (acute and sub-acute LBP <3 months), Outcome 3 Function - MTAP (change values - higher score favours heat) - vs booklet.	48
Analysis 3.4. Comparison 3 Heat plus exercise vs other interventions (acute and sub-acute LBP <3 months), Outcome 4 Pain relief (higher score favours heat) - vs exercise alone.	49
Analysis 3.5. Comparison 3 Heat plus exercise vs other interventions (acute and sub-acute LBP <3 months), Outcome 5 Function - Roland-Morris (change values - lower score favours heat) - vs exercise alone.	50
Analysis 3.6. Comparison 3 Heat plus exercise vs other interventions (acute and sub-acute LBP <3 months), Outcome 6 Function - MTAP (change values - higher score favours heat) - vs exercise alone.	51
Analysis 3.7. Comparison 3 Heat plus exercise vs other interventions (acute and sub-acute LBP <3 months), Outcome 7 Pain relief (higher score favours heat) - vs heat alone.	52

Analysis 3.8. Comparison 3 Heat plus exercise vs other interventions (acute and sub-acute LBP <3 months), Outcome 8	
Function - Roland-Morris (change values - lower score favours heat) - vs heat alone.	53
Analysis 3.9. Comparison 3 Heat plus exercise vs other interventions (acute and sub-acute LBP <3 months), Outcome 9	
Function - MTAP (change values - higher score favours heat) - vs heat alone.	54
APPENDICES	54
WHAT'S NEW	56
HISTORY	57
CONTRIBUTIONS OF AUTHORS	57
DECLARATIONS OF INTEREST	57
SOURCES OF SUPPORT	57
INDEX TERMS	58

[Intervention Review]

Superficial heat or cold for low back pain

Simon D French¹, Melainie Cameron², Bruce F Walker³, John W Reggars⁴, Adrian J Esterman⁵

¹Primary Care Research Unit, University of Melbourne, Carlton, Australia. ²Associate Head of School, Exercise Science, Australian Catholic University, Banyo, Australia. ³School of Chiropractic and Sports Science, Murdoch University, Faculty of Health Sciences, Murdoch, Australia. ⁴Betta Health Medical Clinic, Ringwood, Australia. ⁵University of South Australia, Belair, Australia

Contact address: Simon D French, Primary Care Research Unit, University of Melbourne, 200 Berkeley St, Carlton, VIC, 3010, Australia. s.french@unimelb.edu.au.

Editorial group: Cochrane Back Group.

Publication status and date: Edited (no change to conclusions), published in Issue 4, 2010.

Review content assessed as up-to-date: 11 October 2005.

Citation: French SD, Cameron M, Walker BF, Reggars JW, Esterman AJ. Superficial heat or cold for low back pain. *Cochrane Database of Systematic Reviews* 2006, Issue 1. Art. No.: CD004750. DOI: 10.1002/14651858.CD004750.pub2.

Copyright © 2010 The Cochrane Collaboration. Published by John Wiley & Sons, Ltd.

ABSTRACT

Background

Heat and cold are commonly utilised in the treatment of low-back pain by both health care professionals and people with low-back pain.

Objectives

To assess the effects of superficial heat and cold therapy for low-back pain in adults.

Search strategy

We searched the Cochrane Back Review Group Specialised register, the Cochrane Central Register of Controlled Trials (*The Cochrane Library Issue 3*, 2005), MEDLINE (1966 to October 2005), EMBASE (1980 to October 2005) and other relevant databases.

Selection criteria

We included randomised controlled trials and non-randomised controlled trials that examined superficial heat or cold therapies in people with low-back pain.

Data collection and analysis

Two authors independently assessed methodological quality and extracted data, using the criteria recommended by the Cochrane Back Review Group.

Main results

Nine trials involving 1117 participants were included. In two trials of 258 participants with a mix of acute and sub-acute low-back pain, heat wrap therapy significantly reduced pain after five days (weighted mean difference (WMD) 1.06, 95% confidence interval (CI) 0.68 to 1.45, scale range 0 to 5) compared to oral placebo. One trial of 90 participants with acute low-back pain found that a heated blanket significantly decreased acute low-back pain immediately after application (WMD -32.20, 95%CI -38.69 to -25.71, scale range 0 to 100). One trial of 100 participants with a mix of acute and sub-acute low-back pain examined the additional effects of adding exercise to heat wrap, and found that it reduced pain after seven days. There is insufficient evidence to evaluate the effects of cold for low-back pain, and conflicting evidence for any differences between heat and cold for low-back pain.

Superficial heat or cold for low back pain (Review)

Copyright © 2010 The Cochrane Collaboration. Published by John Wiley & Sons, Ltd.

1

Authors' conclusions

The evidence base to support the common practice of superficial heat and cold for low back pain is limited and there is a need for future higher-quality randomised controlled trials. There is moderate evidence in a small number of trials that heat wrap therapy provides a small short-term reduction in pain and disability in a population with a mix of acute and sub-acute low-back pain, and that the addition of exercise further reduces pain and improves function. The evidence for the application of cold treatment to low-back pain is even more limited, with only three poor quality studies located. No conclusions can be drawn about the use of cold for low-back pain. There is conflicting evidence to determine the differences between heat and cold for low-back pain.

PLAIN LANGUAGE SUMMARY

Superficial heat or cold for low back pain

There is moderate evidence that heat wrap therapy reduces pain and disability for patients with back pain that lasts for less than three months. The relief has only been shown to occur for a short time and the effect is relatively small. The addition of exercise to heat wrap therapy appears to provide additional benefit. There is still not enough evidence about the effect of the application of cold for low-back pain of any duration, or for heat for back pain that lasts longer than three months.

Heat treatments include hot water bottles, soft heated packs filled with grain, poultices, hot towels, hot baths, saunas, steam, heat wraps, heat pads, electric heat pads and infra-red heat lamps. Cold treatments include ice, cold towels, cold gel packs, ice packs and ice massage.

BACKGROUND

Low-back pain is a common complaint with the lifetime prevalence reported as ranging from 11% to 84% (Walker 2000). The cause of pain is non-specific in about 95% of people presenting with acute low-back pain, with serious conditions being rare (Hollingworth 2002). Chronic low-back pain is a well documented disabling condition, costly to both individuals and society (Carey 1995; Frymoyer 1991; Maniadakis 2000).

Different health care disciplines commonly use heat and cold treatments for the treatment of low-back pain (Battie 1994; Car 2003; Geffen 2003; Hamm 2003; Jette 1996; Li 2001; Rush 1994; Stanos 2004). Both therapies are simple to apply and are inexpensive. They may be used by people with low-back pain at home, or may be employed by practitioners as part of a treatment regimen.

Traditionally, ice has been recommended for acute injury and heat has been recommended for longer term injuries (Grana 1993; Michlovitz 1996). Superficial heat modalities convey heat by conduction or convection. Superficial heat elevates the temperature of tissues and provides the greatest effect at 0.5 cm or less from the surface of the skin. However, deep heating is achieved by converting another form of energy to heat, for example, shortwave diathermy, microwave diathermy and ultrasound (Vasudevan 1997). Superficial heat includes such modalities as hot water bottles, heated stones, soft heated packs filled with grain, poultices, hot towels,

hot baths, saunas, steam, heat wraps, heat pads, electric heat pads and infra-red heat lamps. Cold therapy is used to reduce inflammation, pain and oedema. Superficial cold includes cryotherapy, ice, cold towels, cold gel packs, ice packs and ice massage.

Various national guidelines for the management of low-back pain have conflicting recommendation for heat and cold therapy. The US Agency for Healthcare Research and Quality guidelines found no evidence of benefit from the application of ice or heat for acute low-back pain, however recommended self-application of heat or cold for patients to provide temporary relief of symptoms (Bigos 1994). Other guidelines give different recommendations (ACC 1997; ICSI 2004; AAMPGG 2003; Europe 2004).

OBJECTIVES

The objective of this review was to determine the efficacy of superficial hot or cold therapies in reducing pain and disability in low-back pain in adults, aged 18 and older.

METHODS

Criteria for considering studies for this review

Types of studies

We included randomised controlled trials (RCTs) and non-randomised controlled clinical trials (CCTs) comparing superficial hot or cold therapy to placebo, no therapy or to other therapies.

Types of participants

Studies were selected that included participants aged 18 years or over, with the complaint of non-specific low-back pain. Trials that included participants with pathological causes of low-back pain and low-back pain with radiculopathy were excluded. For the purpose of this review, the duration of back pain was defined as acute (less than six weeks), sub-acute (six weeks to 12 weeks) or chronic (longer than 12 weeks), as defined by the Cochrane Back Review Group ([van Tulder 2003](#)).

Types of interventions

Trials were included in which superficial heat or cold therapy was administered to at least one group within the trial. Trials in which co-interventions (eg. exercise) were given were only included if the co-interventions were similar across comparison groups. If co-interventions were given, trials were excluded if we could not isolate the effects of heat or cold from the effects of the other therapies delivered. Trials of spa therapy (balneotherapy) were excluded because that intervention is being assessed by another Cochrane review. At the time of publication of our review, the protocol for the balneotherapy review had only proceeded to the editorial review stage.

Types of outcome measures

Trials were included that used at least one of the five outcomes considered to be important in low-back pain research: pain (eg. measured by visual analogue scale (VAS)), disability/function (eg. measured by Oswestry, Roland Disability Scale), overall improvement, patient satisfaction and adverse effects. The primary outcomes for this review were pain and physical functional status. Some included trials measured other outcomes, eg. trunk flexibility or skin temperature, however, these results are not included in the analysis because they are out of the scope of this review.

Search methods for identification of studies

Data Sources

The following sources were accessed and searched:

1. The Cochrane Controlled Trials Register (Central) (*The Cochrane Library* Issue 3, 2005)
2. MEDLINE (1966 to October 2005)
3. EMBASE (1980 to October 2005)
4. CINAHL (1982 to October 2005)
5. PEDro (Physiotherapy Evidence Database - www.pedro.fhs.usyd.edu.au, accessed October 2005)
6. Back Review Group Specialised register (May 2005)
7. SPORTDiscus (1830 to October 2005)
8. OLDMEDLINE (1950 to 1965, searched October 2005)

Search strategy

The search strategy was based on that recommended by the Cochrane Back Review Group ([van Tulder 2003](#)). The search strategies for MEDLINE, EMBASE and CENTRAL are included as appendices ([Appendix 1](#); [Appendix 2](#); [Appendix 3](#)). Search strategies for the remaining databases were adapted accordingly. We also screened references of identified articles.

Data collection and analysis

Selection of studies

One author (SF) conducted the searches and compiled all of the abstracts retrieved by the above search strategy. Two authors (SF and BW) then independently applied the inclusion criteria to all of these abstracts. If the eligibility of the study was not clear from the abstract, then the full text of the article was obtained and assessed independently by the two authors. Any disagreement between the authors was resolved by discussion and consensus. For excluded studies that required retrieval of the full text for a decision of their eligibility, details of the reasons for exclusion are given in the Table of Excluded Studies.

Data extraction and management

Two authors (SF and MC) independently extracted the data onto a standard form. The data extraction form was pilot tested on one trial to minimise misinterpretation. Any disagreement between the authors was resolved by discussion and consensus. We requested additional study details and data from trial authors when the data reported were incomplete. Some data from the Nadler studies ([Nadler 2002](#); [Nadler 2003a](#); [Nadler 2003b](#)) and from the Mayer study ([Mayer 2005](#)) were received from the authors and were incorporated into the Table of Included Studies and the results.

Assessment of methodological quality of included studies

The methodologic quality of the included trials was independently assessed by two authors (SF and MC) and checked by a third author (JR). The assessment of methodologic quality was performed according to the methodologic criteria list recommended by the Cochrane Back Review Group (Table 1), and scored as a “yes (+)”, “no (-)” or “don’t know (?)” (Figure 1). There were 11 criteria relevant to the internal validity of the study, against which each trial was assessed, including selection bias, performance bias, attrition bias and detection bias. The methodological quality assessment of the trials was used to grade the strength of the evidence. Higher quality trials were defined as fulfilling six or more of the 11 methodological quality criteria. Lower quality trials were defined as fulfilling fewer than six criteria.

Figure 1. Summary of risks of bias

	Adequate sequence generation?	Allocation concealment?	Blinding? (All outcomes - patients?)	Blinding? (All outcomes - providers?)	Blinding? (All outcomes - outcome assessors?)	Incomplete outcome data addressed? (All outcomes - drop-outs?)	Incomplete outcome data addressed? (All outcomes - ITT analysis?)	Similarity of baseline characteristics?	Co-interventions avoided or similar?	Compliance acceptable?	Timing outcome assessments similar?
Landen 1967	-	-	-	-	-	+	-	?	?	+	?
Mayer 2005	+	?	-	-	?	+	-	+	+	+	+
Melzack 1980	-	-	-	-	?	?	-	?	+	-	+
Nadler 2002	?	?	-	-	+	+	+	+	+	?	+
Nadler 2003a	?	?	-	-	+	+	+	+	+	?	+
Nadler 2003b	?	?	-	-	+	+	+	+	+	?	+
Nuhr 2004	+	+	-	-	+	+	-	+	+	+	+
Roberts 1992	-	-	-	-	-	?	-	?	?	?	+
St John Dixon 1972	?	-	-	-	-	+	-	?	?	?	+

Table 1. Criteria for the Risk of Bias Assessment

Criteria	Criteria for a judgment of yes for the sources of risk of bias
Was the method of randomisation adequate?	A random (unpredictable) assignment sequence. Examples of adequate methods are computer generated random number table and use of sealed opaque envelopes. Methods of allocation using date of birth, date of admission, hospital numbers, or alternation would not be regarded as appropriate.
Was the treatment allocation concealed?	Assignment generated by an independent person not responsible for determining the eligibility of the participants. This person has no information about the persons included in the trial and has no influence on the assignment sequence or on the decision about eligibility of the participant.
Was the patient blinded to the intervention?	The review author determined when enough information about the blinding is given in order to score a 'yes'.
Was the care provider blinded to the intervention?	The review author determined when enough information about the blinding is given in order to score a 'yes'.
Was the outcome assessor blinded to the intervention?	The review author determined (per outcome parameter) when enough information about blinding is given in order to score a 'yes'.
Was the drop-out rate described and acceptable?	The number of participants who were included in the study but did not complete the observation period or were not included in the analysis must be described and reasons given. If the percentage of withdrawals and drop-outs does not exceed 20% for immediate and short-term follow-ups, 30% for intermediate and long-term follow-ups and does not lead to substantial bias a "yes" was scored.
Did the analysis include an intention-to-treat analysis?	All allocated participants are reported/analysed for the most important moments of effect measurement (minus missing values) irrespective of non compliance and co-interventions.
Were the groups similar at baseline regarding the most important prognostic indicators?	To receive a "yes," groups must be similar at baseline regarding age, duration of complaints, percentage of patients with radiating pain, and value of main outcome measure(s).
Were co-interventions avoided or similar?	Cointerventions should either be avoided in the trial design or similar between the index and control groups.
Was the compliance acceptable in all groups?	The review author determined when the compliance to the interventions is acceptable, based on the reported intensity, duration, number, and frequency of sessions for both the index intervention and control intervention(s).

Table 1. Criteria for the Risk of Bias Assessment (Continued)

Was the timing of the outcome assessment in all groups similar?	Timing of outcome assessment should be identical for all intervention groups and for all important outcome assessments.
---	---

Data analysis

Only a small proportion of the data in the included trials were available for pooling. For the majority of comparisons and outcomes it was not possible to pool results.

A qualitative method recommended by the Cochrane Back Review Group (van Tulder 2003), using Levels of Evidence for data synthesis was performed:

- **Strong evidence***: consistent findings among multiple high quality RCTs
- **Moderate evidence**: consistent findings among multiple low quality RCTs or controlled clinical trials (CCTs) and/or one high quality RCT
- **Limited evidence**: one low quality RCT and/or CCT
- **Conflicting evidence**: inconsistent findings among multiple trials (RCTs and/or CCTs)
- **No evidence from trials**: no RCTs or CCTs

*There is consensus among the Editorial Board of the Back Review Group that strong evidence can only be provided by multiple higher quality trials that replicate findings of other researchers in other settings.

Clinical relevance

Two authors (SF and JR) independently judged the clinical relevance of each trial, using the five questions recommended by the Cochrane Back Review Group, and scored each one as a “yes (+)”, “no (-)” or “don’t know (?)”:

1. Are the patients described in detail so that you can decide whether they are comparable to those that you see in your practice?
2. Are the interventions and treatment settings described well enough so that you can provide the same for your patients?
3. Were all clinically relevant outcomes measured and reported?
4. Is the size of the effect clinically important?
5. Are the likely treatment benefits worth the potential harms?

RESULTS

Description of studies

See: [Characteristics of included studies](#); [Characteristics of excluded studies](#).

The search strategy identified 1178 potentially eligible studies. Of these, 123 were retrieved in full text. We identified nine trials involving 1117 participants suitable for inclusion. All nine trials were published in English.

Included studies

See the table of ‘Characteristics of Included Studies’ for full details. The median number of participants in each trial was 90 (range 36 to 371). One of the trials included acute low-back pain participants (Nuhr 2004), four included a mix of acute and sub-acute low-back pain participants (Mayer 2005; Nadler 2002; Nadler 2003a; Nadler 2003b), three included chronic low-back pain participants (Melzack 1980; Roberts 1992; St John Dixon 1972) and one had a mix of acute, sub-acute and chronic participants (Landen 1967). The nature of the interventions differed between the trials. Two trials compared hot packs to ice massage (Landen 1967, Roberts 1992), one trial compared ice massage to transcutaneous electrical stimulation (Melzack 1980), one trial compared a full body active warming electric blanket to passive warming by way of a woollen blanket (Nuhr 2004) and one trial compared a wool body belt that provided warmth to a lumbar corset (St John Dixon 1972).

Four trials assessed the effect of a heated lumbar wrap compared to various interventions. Three of these trials compared the heated wrap to pain relief medication and to a non-heated wrap (Nadler 2002; Nadler 2003a; Nadler 2003b) and one trial compared the heated wrap alone to exercise alone, to heat plus exercise and to an educational booklet (Mayer 2005). The heat wrap is a disposable product made of layers of cloth-like material that contain heat-generating ingredients (iron, charcoal, table salt and water). These ingredients heat up when exposed to oxygen and provide heat (40 degrees C) for at least eight hours. The heat wrap is applied to the lumbar region of the torso and is secured with a velcro-like closure, thus allowing it to be worn while remaining mobile. It can be worn during the day or night. The single use heat wrap costs approximately US\$6.00 to \$8.00 for a packet of two.

The outcomes assessed and the timing of outcomes varied. Pain was assessed in all trials, however for only five trials were pain data available for meta-analysis. Three trials only measured pain immediately after the treatment (Melzack 1980; Nuhr 2004; Roberts 1992), four trials measured pain over four to seven days (Mayer

2005; Nadler 2002; Nadler 2003a; Nadler 2003b), one trial measured pain at the time of hospital discharge (Landen 1967) and one after two weeks (St John Dixon 1972). A validated disability measure was used in four trials (Mayer 2005; Nadler 2002; Nadler 2003a; Nadler 2003b). None of the trials assessed overall improvement or participant satisfaction.

Four of the trials declared industry funding (Mayer 2005; Nadler 2002; Nadler 2003a; Nadler 2003b). The three Nadler trials were all conducted by the same research team and were funded by the manufacturer of the heat wrap device. The authors of each of these trials were either employees or paid consultants of the company that manufactures the heat wrap device. Correspondence from the authors indicated that these three trials are completely separate studies with each of them including different participants.

Excluded studies

See the table of 'Characteristics of Excluded Studies' for details.

Risk of bias in included studies

The included trials were of varying methodological quality (see Figure 1). Applying the criteria of six or more equalling a high quality study, five of the trials were of high quality (range 6 to 8) and four low quality (range 1 to 5). Five of the trials were reported as randomised (Mayer 2005; Nadler 2002; Nadler 2003a; Nadler 2003b; Nuhr 2004). In the Nadler series of trials, the method of randomisation was not described. One trial was a non-randomised CCT (Landen 1967) and three were non-randomised cross-over trials (Melzack 1980; Roberts 1992; St John Dixon 1972). Washout of the interventions was not considered in any of the cross-over trials. Trial population sizes were generally small (median sample size = 90, range 36 to 371). Five of the trials reported clear inclusion and exclusion criteria (Mayer 2005; Nadler 2002; Nadler 2003a; Nadler 2003b; Nuhr 2004), two trials reported brief inclusion and exclusion criteria (Landen 1967; Melzack 1980) and two trials did not state exclusion criteria (Roberts 1992; St John Dixon 1972). Allocation concealment was adequate in only one of the trials (Nuhr 2004), and in the remaining trials was either not reported or was inadequate. Blinded outcome assessment was carried out in four trials (Nadler 2002; Nadler 2003a; Nadler 2003b; Nuhr 2004) and was either not done or was unclear in the remaining five trials. Blinding of participants to the interventions of heat or cold was not possible in most cases. Most trials had an acceptable loss to follow-up, however, only three of the trials reported if an intention-to-treat analysis was undertaken (Nadler 2002; Nadler 2003a; Nadler 2003b).

Effects of interventions

Nine trials involving 1117 participants were included in this review. Only four of these trials had pain data in a form that could be

extracted and combined in a meta-analysis (Mayer 2005; Nadler 2002; Nadler 2003a; Nadler 2003b), and this was only possible after obtaining further data from the authors of the studies. All of these trials examined a heat wrap as the main intervention. One trial had pain data that could be extracted (Nuhr 2004), however it was absolute pain data as compared to change in pain data used in the other heat wrap trials. The remaining four trials did not present data in a form that could be extracted for meta-analysis (Landen 1967; Melzack 1980; Roberts 1992; St John Dixon 1972). Despite attempts to contact all authors, only additional data for the three Nadler trials and the Mayer trial were obtained.

Comparison 01: Heated wrap versus oral placebo or non-heated wrap

Four higher quality trials assessed a heated wrap or heated blanket versus either an oral placebo tablet, or a non-heated wrap (Nadler 2002; Nadler 2003a; Nadler 2003b; Nuhr 2004) in participants with a mix of acute and sub-acute (less than three months) low-back pain. It was only possible to combine the data from a maximum of two trials.

Pain relief data were extracted from two of the trials with 258 participants that compared a heated wrap to oral placebo (Nadler 2003a; Nadler 2003b). The short-term pain relief was significantly greater for the heated back wrap than for the oral placebo (weighted mean difference (WMD) 1.06, 95% confidence interval (CI) 0.68 to 1.45 scale range zero to five). Pain relief was only measured for up to five days after randomisation. This result indicates an approximate 17% reduction in pain after five days with a heated back wrap compared to oral placebo. Pain data measuring the degree of "unpleasantness" were only available for one trial (Nadler 2003b) and indicated a significant decrease in the short-term (WMD -13.50, 95%CI -21.27 to -5.73, scale range zero to 100).

Absolute pain data were only available in one trial of 90 participants (Nuhr 2004). This trial demonstrated a statistically significant benefit of a heated blanket compared to a non-heated blanket immediately after treatment in acute (less than six hours) low-back pain (WMD -32.20, 95%CI -38.69 to -25.71, scale range zero to 100). Pain was only measured immediately after the heat was applied for approximately 25 minutes, and no further follow-up occurred.

Only two trials provided data on disability (Nadler 2003a; Nadler 2003b), measured with the Roland-Morris Disability Questionnaire. The short-term (four days) reduction in disability was significantly greater for the heated back wrap than for oral placebo (WMD -2.10, 95%CI -3.19 to -1.01, scale range zero to 24).

Adverse effects were minor for the heated back wrap. Two trials provided data on the adverse effect of "skin pinkness" after use of the heated wrap (Nadler 2003a; Nadler 2003b). A total of six out of 128 participants experienced this outcome in the heated back wrap group, compared to one participant out of 130 in the placebo group.

No trials were located that examined this comparison for chronic low-back pain or for the medium or long-term effects of this intervention.

Comparison 02: Cold versus placebo or no cold

No studies were located that examined this comparison.

Comparison 03: Heat versus cold

Two lower quality trials evaluated heat versus cold in the form of hot packs versus ice massage (Landen 1967; Roberts 1992). Unfortunately there were very little data available in either of these trials to extract. Both of these trials were non-randomised, one a controlled trial (Landen 1967) and the other a cross-over trial (Roberts 1992). One trial concluded that hot packs and ice massage were not significantly different for participants with a mix of acute, sub-acute and chronic low-back pain. The other concluded that ice massage was superior to hot packs in participants with chronic low-back pain.

Comparison 04: Heat versus other interventions

Three higher quality trials compared a heated back wrap to oral ibuprofen (Nadler 2002; Nadler 2003a; Nadler 2003b), and one of these trials also included a comparison group that took oral acetaminophen (Nadler 2002). Unfortunately, none of these trials presented data in a way that could be combined in a meta-analysis. One trial (Nadler 2002) found that a heated back wrap provided significantly greater pain relief and improved function than oral ibuprofen and oral acetaminophen after both one day and four days of treatment. The other two Nadler trials did not provide results for this comparison.

One high quality trial of 100 participants compared a heated back wrap alone to exercise alone and to an education booklet (Mayer 2005). Measured at one and four days after randomisation, the heat wrap provided significantly more pain relief than an educational booklet (Day 2: WMD 0.60, 95%CI 0.05 to 1.15, scale range 0 to 5); Day 4: WMD 1.10, 95%CI 0.55 to 1.65) but not more than McKenzie exercise (Day 2: WMD 0.40, 95%CI -1.15 to 0.95); Day 4: WMD 0.30, 95%CI -0.41 to 1.01). At seven days after randomisation, there were no significant differences in pain

relief between the groups. The heat wrap provided significantly improved function compared to an educational booklet at Day 2 (WMD -1.40, 95%CI -2.79 to -0.01, scale range 0 to 24) and Day 4 (WMD -2.30, 95%CI -4.24 to -0.36) but not at Day 7 (WMD -1.70, 95%CI -3.92 to 0.52). There was no significant difference in function between heat wrap and McKenzie exercise at either Day 2, Day 4 or Day 7.

One lower quality non-randomised cross-over trial compared a wool body belt providing warmth to a lumbar corset in chronic low-back pain participants (St John Dixon 1972). No pain results were provided.

Comparison 05: Cold versus other interventions

Only one low quality non-randomised cross-over trial examined this comparison (Melzack 1980). This trial compared ice massage to transcutaneous electrical stimulation (TES) in chronic low-back pain participants. The trial concluded that ice massage and TES were equally effective in reducing pain.

Comparison 06: Heat plus exercise versus other interventions

One higher quality trial of 100 participants combined a heated back wrap with exercise and compared this to heat alone, exercise alone and to an educational booklet, in participants with a mix of sub-acute and acute low-back pain (Mayer 2005). Heat wrap plus exercise provided significantly more pain relief than an educational booklet at Day 4 (WMD 1.60, 95%CI 0.89 to 2.31, scale range 0 to 5) and Day 7 (WMD 2.00, 95%CI 1.29 to 2.71), and also for function (Roland Morris) (Day 4: WMD -2.60, 95%CI -4.54 to -0.66); Day 7: WMD -4.40, 95%CI -6.62 to -2.18). Heat wrap plus exercise also provided significantly more pain relief and improvement in function than either heat or exercise alone at Day 7. This improvement in pain and function was not evident at the earlier time periods measured (Day 2 or Day 4).

Clinical relevance

Additional table Table 2 shows the clinical relevance assessment. The median score for the trials was three out of five. The higher quality trials generally had a higher clinical relevance score.

Table 2. Clinical relevance

Item	Landen 1967	Mayer 2005	Melzack 1980	Nadler 2002	Nadler 2003a	Nadler 2003b	Nuhr 2004	Roberts 1992	St John Dixon 1972
Patients	-	+	+	+	+	+	-	-	-

Table 2. Clinical relevance (Continued)

Interventions	+	+	+	+	+	+	+	+	+
Relevant outcomes	-	-	-	-	-	-	-	-	-
Size of effect	?	?	+	+	+	+	+	+	?
Benefits and harms	?	+	+	+	+	+	+	+	?
Score	1/5	3/5	4/5	4/5	4/5	4/5	3/5	3/5	1/5

DISCUSSION

Only a few studies have been published evaluating the effects of superficial heat or cold for low-back pain. We found nine trials involving 1117 participants that were suitable for inclusion in this review. Of these, six trials examined heat compared to no heat or other interventions, one compared cold to another intervention and two trials compared heat to cold. The included trials were very heterogeneous in terms of interventions used, control treatments, outcome measures, timing of follow-up and presentation of data. Therefore, it was not possible to perform any meaningful meta-analyses, and it was difficult to reach firm conclusions for most types of treatments.

According to the qualitative criteria for levels of evidence, for a mixed population with acute and sub-acute low-back pain, there is moderate evidence that a heated wrap applied for eight hours, or an electric blanket applied for 25 minutes, are both better than no heat for pain in the short-term (four days). There is moderate evidence (one small high quality RCT) that heat wrap is better for pain and function than an educational booklet during the early stages of treatment (days two to four), but not after seven days. There is moderate evidence that combining heat wrap with McKenzie exercises is better for pain relief and function after seven days than an educational booklet and either heat wrap or exercise alone. The effect of these treatments was small. If the short-term beneficial effects of this therapy can be verified in further high quality trials, then its use would be valuable.

There is empirical data that indicate that industry-funded studies are more likely to be positive than non-funded studies (Bhandari

2004; Djulbegovic 2000; Kjaergard 2002). The results of the Nadler series of studies and the Mayer study of heat wrap therapy should be considered with this in mind, and independent studies would be useful to verify their results. Also, considering the cost of the disposable heat wraps, it would be useful to include a cost-effectiveness analysis in future trials.

No randomised controlled trials were located that examined the effects of cold for low-back pain. Given that this is a commonly held belief that cold is beneficial for recent onset musculoskeletal injuries (Bleakley 2004), it was surprising that no studies were located that applied cold treatment to acute low-back pain. In fact, in the trials conducted with participants with acute and sub-acute low-back pain, heat was applied. The trials that were located for cold treatment used cold for chronic low-back pain and were of poor methodological quality. No conclusions can be drawn for the use of cold treatment in low-back pain.

There is conflicting evidence when comparing heat treatment to cold treatment. Two low quality non-randomised trials of chronic low-back pain participants were located. One concluded that hot packs and cold packs were equally effective and the other concluded that ice massage was better than either hot packs or cold packs.

There were no major adverse events reported in any of the trials. Some minor events were reported with the heat wrap therapy, in the form of "skin pinkness" that resolved quickly.

There are methodological challenges when conducting high quality trials into these therapies. For example, it is questionable whether or not participants can be blinded to these interventions. The Nadler series of studies and the Nuhr study attempted to blind participants by including a non-heated wrap or blanket and an oral placebo group, however the investigators did not measure

whether participants could determine if they were receiving an active therapy or not. Also, outcome assessors should be blinded to the allocation of the participants to at least improve the quality of this aspect of the trials. It is recommended that these methodological issues are considered in future trials.

Heat and cold are modalities that are commonly used in practice in conjunction with other interventions, especially in the physical therapy professions. We only found one small study that evaluated the use of heat combined with exercise, and we found no study that examined cold in this context. Thus, no conclusions can be drawn regarding the use of heat or cold in combination with other therapies, other than in combination with exercise.

AUTHORS' CONCLUSIONS

Implications for practice

Heat and cold are commonly recommended by clinicians for low-back pain. The evidence base to support this common practice is not strong. There is moderate evidence that continuous heat wrap therapy reduces pain and disability in the short term, in a mixed population with acute and sub-acute low back pain (up to three months), and that the addition of exercise to heat wrap therapy further reduces pain and improves function. This evidence is limited to a small number of trials using a relatively small number of participants, and the size of the effect is small. The application of cold treatment to low-back pain is even more limited, with only three poor quality studies located. No conclusions can be drawn about the use of cold for low-back pain. There is conflicting evidence to determine the differences between heat and cold for low-back pain.

Implications for research

Many of the studies were of poor methodological quality and

there certainly is a need for future higher-quality RCTs. Also, many trials were poorly reported, and we recommend that authors use the CONSORT statement as a model for reporting RCTs (www.consort-statement.org). The results of the majority of the studies could not be pooled with other studies because of the way the authors reported the results. Therefore, we suggest that the publications of future trials report, for continuous measures, means with standard deviations or means with standard error of means, and for dichotomous measures, number of events and total participants analysed.

Future research should focus on areas where there are few or no trials, for example, simple heat applications like hot water bottles, ice massage versus no cold and heat versus cold treatment, and trials in chronic low-back pain participants. The classification of duration of low-back pain was not consistent in the different studies, and in the future, authors should be clear on the definition of acute, sub-acute and chronic low-back pain, and report the duration of pain in their results. Future studies should be adequately powered and have both a short-term follow-up (for acute pain) and a long-term follow-up (for chronic pain).

ACKNOWLEDGEMENTS

We are grateful to Judy Clarke, Laura Coe, Carla Cooper, Yngve Falck-Ytter, Anne Keller, Peter Kroeling, Suzanna Mitrova, Wu Taixiang and Simona Vecchi for translation of non-English language articles. We thank Ashoke Mitra and Kurt Weingand for providing us with information regarding the Nadler studies, and John Mayer for the extra data from his trial. We thank the Back Review Group, and in particular Vicki Pennick, for their ongoing encouragement and assistance while carrying out this review.

REFERENCES

References to studies included in this review

- Landen 1967** *{published data only}*
Landen BR. Heat or cold for the relief of low back pain?. *Phys Ther* 1967;47(12):1126–8.
- Mayer 2005** *{published data only}*
Mayer JM, Ralph L, Look M, Erasala GN, Verna JL, Matheson LN, et al. Treating acute low back pain with continuous low-level heat wrap therapy and/or exercise: a randomized controlled trial. *The Spine Journal* 2005;5(4):395–403.
- Melzack 1980** *{published data only}*
Melzack R, Jeans ME, Stratford JG, Monks RC. Ice massage and transcutaneous electrical stimulation: comparison of treatment for low-back pain. *Pain* 1980;9(2):209–17.
- Nadler 2002** *{published and unpublished data}*
Lloyd A, Scott DA, Akehurst RL, Lurie-Luke E, Jessen G. Cost-effectiveness of low-level heat wrap therapy for low back pain. *Value in Health* 2004;7(4):413–22.
* Nadler SF, Steiner DJ, Erasala GN, Hengehold DA, Hinkle RT, Goodale BM, et al. Continuous low-level heat wrap therapy provides more efficacy than Ibuprofen and acetaminophen for acute low back pain. *Spine* 2002;27(10):1012–7.
- Nadler 2003a** *{published and unpublished data}*
* Nadler SF, Steiner DJ, Erasala GN, Hengehold DA, Abeln SB, Weingand KW. Continuous low-level heatwrap therapy for treating acute nonspecific low back pain. *Archives of physical medicine and rehabilitation* 2003;84(3):329–334.
Weingand K. Continuous low-level topical heat therapy is effective for treating low back pain. *Low Back Pain and Disability*:

Unraveling the Puzzle. New York, NY: Physical Medicine Research Foundation Conference, 2-5 November, 2000.

Nadler 2003b {published data only}

Nadler SF, Steiner DJ, Petty SR, Erasala GN, Hengehold DA, Weingand KW. Overnight use of continuous low-level heatwrap therapy for relief of low back pain. *Archives of physical medicine and rehabilitation* 2003;**8**(3):335–42.

Nuhr 2004 {published data only}

Nuhr M, Hoerauf K, Bertalanffy A, Bertalanffy P, Frickey N, Gore C, et al. Active warming during emergency transport relieves acute low back pain. *Spine* 2004;**29**(14):1499–503.

Roberts 1992 {published data only}

Roberts D, Walls C, Carlile J, Wheaton C, Aronoff G. Relief of chronic low back pain: heat versus cold. In: Aronoff GH editor(s). *Chapter 13, Evaluation and Treatment of Chronic Pain*. 2nd Edition. Baltimore: Urban & Schwarzenberg, 1992:263–6.

St John Dixon 1972 {published data only}

St John Dixon A, Owen-Smith BD, Harrison RA. Cold-sensitive, non-specific, low back pain: a comparative trial of treatment. *Clinical Trials Journal* 1972;**4**:16–21.

References to studies excluded from this review

Aglas 1997 {published data only}

Aglas F, Uitz E, Rainer F. A controlled study to assess efficacy and tolerability of a portable heat application system in patients suffering from spine-related pain syndromes [Eine kontrollierte studie zur beurteilung der wirksamkeit und verträglichkeit eines heilwarme-aktiv-systems bei patienten mit vertebraegenen schmerzen]. *Physikalische Medizin Rehabilitationsmedizin Kurortmedizin* 1997;**7**(2):47–50.

Chok 1999 {published data only}

Chok B, Lee R, Latimer J, Tan SB. Endurance training of the trunk extensor muscles in people with subacute low back pain. *Physical Therapy* 1999;**79**(11):1032–42.

Constant 1995 {published data only}

Constant F, Collin JF, Guillemin F, Boulange M. Effectiveness of spa therapy in chronic low back pain: a randomized clinical trial. *Journal of Rheumatology* 1995;**22**(7):1315–20.

Constant 1998 {published data only}

Constant F, Guillemin F, Collin JF, Boulange M. Use of spa therapy to improve the quality of life of chronic low back pain patients. *Medical Care* 1998;**36**(9):1309–14.

Ferrell 1997 {published data only}

Ferrell BA, Josephson KR, Pollan AM, Loy S, Ferrell BR. A randomized trial of walking versus physical methods for chronic pain management. *Aging (Milano)* 1997;**9**(1-2):99–105.

Gallacchi 1981 {published data only}

Gallacchi G, Mueller W, Plattner GR, Schnorrenberger CC. Acupuncture and treatment with laser radiation in cases of cervical and lumbar syndromes [Akupunktur- und laserstrahlbehandlung beim zervikal- und lumbalsyndrom]. *Schweiz Med Wochenschr* 1981;**111**(37):1360–6.

Garvey 1989 {published data only}

Garvey TA, Marks MR, Wiesel SW. A prospective, randomized, double-blind evaluation of trigger-point injection therapy for low-back pain. *Spine* 1989;**14**(9):962–4.

Grant 1964 {published data only}

Grant AE. Massage with ice (cryokinetics) in the treatment of painful conditions of the musculoskeletal system. *Arch Phys Med Rehabil* 1964;**45**:233–8.

Guillemin 1994 {published data only}

Guillemin F, Constant F, Collin JF, Boulange M. Short and long-term effect of spa therapy in chronic low back pain. *British Journal of Rheumatology* 1994;**33**(2):148–51.

Hansen 1993 {published data only}

Hansen FR, Bendix T, Skov P, Jensen CV, Kristensen JH, Krohn L, et al. Intensive, dynamic back-muscle exercises, conventional physiotherapy, or placebo-control treatment of low-back pain. A randomized, observer-blind trial. *Spine* 1993;**18**(1):98.

Hemmila 1997 {published data only}

Hemmila HM, Keinonen-Kiukaanniemi SM, Levoska S, Puska P. Does folk medicine work? A randomized clinical trial on patients with prolonged back pain. *Arch Phys Med Rehabil* 1997;**78**(6):571–7.

Hsieh 1992 {published data only}

Hsieh CY, Phillips RB, Adams AH, Pope MH. Functional outcomes of low back pain: comparison of four treatment groups in a randomized controlled trial. *J Manipulative Physiol Ther* 1992;**15**(1):4–9.

Hurwitz 2002 {published data only}

Hurwitz EL, Morgenstern H, Harber P, Kominsky GF, Belin TR, Yu F, et al. The effectiveness of physical modalities among patients with low back pain randomized to chiropractic care: findings from the UCLA low back pain study. *Journal of Manipulative and Physiological Therapeutics* 2002;**25**(1):10–20.

Ishimaru 1993 {published data only}

Ishimaru K, Shinohara S, Kitade T, Hyodo M. Clinical efficacy of electrical heat acupuncture (First report): Effect on low back pain. *American Journal of Acupuncture* 1993;**21**(1):13–18.

Janora 1998 {published data only}

Janora D, Jermyn R, Mazzula S. Use of the aquamed chair for low back pain in the geriatric population. *Journal of the American Osteopathic Association* 1998;**98**(7):396.

Jayson 1981 {published data only}

Jayson MI, Sims-Williams H, Young S, Baddeley H, Collins E. Mobilization and manipulation for low-back pain. *Spine* 1981;**6**(4):409–16.

Kankaanpaa 1999 {published data only}

Kankaanpaa M, Taimela S, Airaksinen O, Hanninen O. The efficacy of active rehabilitation in chronic low back pain. Effect on pain intensity, self-experienced disability, and lumbar fatigability. *Spine* 1999;**24**(10):1034–4.

Keel 1998 {published data only}

Keel PJ, Wittig R, Deutschmann R, Diethelm U, Knusel O, Loschmann C, et al. Effectiveness of in-patient rehabilitation for sub-chronic and chronic low back pain by an integrative group

- treatment program (Swiss Multicentre Study). *Scand J Rehab Med* 1998;**30**(4):211–19.
- Kinalski 1989** *{published data only}*
Kinalski R, Kuwik W, Pietrzak D. The comparison of the results of manual therapy versus physiotherapy methods used in treatment of patients with low back pain syndromes. *Manual Med* 1989;**4**:44–6.
- Koes 1992** *{published data only}*
Koes BW, Bouter LM, van Mameren H, Essers AH, Verstegen GM, Hofhuizen DM, et al. Randomised clinical trial of manipulative therapy and physiotherapy for persistent back and neck complaints: results of one year follow up. *BMJ* 1992;**304**(6827):601.
- Konrad 1992** *{published data only}*
Konrad K, Tatrai T, Hunka A, Vereckei E, Korondi I. Controlled trial of balneotherapy in treatment of low back pain. *Ann Rheum Dis* 1992;**51**(6):820–2.
- Kovarovicova 1990** *{published data only}*
Kovarovicova J. Comparison of the effect of magnetotherapy and mud packs in vertebrogenic syndrome [Porovnani ucinku magnetoterapie se slatinnymi zabaly u vertebrogenniho syndromu]. *Fysiatrickay a Reumatologickay Vestnik* 1990;**68**(4):209–15.
- Kranjc 1992** *{published data only}*
Kranjc I, Turk Z. Results of a comparative study of the success of treatment of pain in the lumbar spine at the Moravske Toplice health spa, at the department of physical therapy and rehabilitation and at the department of rheumatology of the Maribor Teaching Hospital [Rezultati usporednog ispitivanja uspjesnosti liječenja boli u lumbalnom predjelu kralješnice u ljecilistu Moravske Toplice, na odjelu za fizikalnu terapiju i rehabilitaciju te na odjelu za reumatologiju nastavne bolnice Maribor]. *Reumatizam* 1992;**39**(2):33–7.
- Leclaire 1996** *{published data only}*
Leclaire R, Esdaile JM, Suissa S, Rossignol M, Proulx R, Dupuis M. Back school in a first episode of compensated acute low back pain: a clinical trial to assess efficacy and prevent relapse. *Arch Phys Med Rehabil* 1996;**77**(7):673–9.
- Lindstrom 1970** *{published data only}*
Lindstrom A, Zachrisson M. Physical therapy on low back pain and sciatica: an attempt at evaluation. *Scandinavian Journal of Rehabilitation Medicine* 1970;**2**:37–42.
- Lurie-Luke 2003** *{published data only}*
Lurie-Luke E, Neubauer G, Lindl C, Breitkreutz H, Fischer P, Hitzeroth S. An exploratory workplace study to investigate the perceived value of continuous low-level heatwrap therapy in manual workers. *Occupational Medicine* 2003;**53**(3):173–8.
- Magyarosy 1996** *{published data only}*
Magyarosy I, Krause KH, Resch KL, Guggemos W, Utschneider I, Gall H, et al. Surface EMG response to heat and cold application on back muscles: implications for the therapy of low back pain. *European Journal of Physical Medicine & Rehabilitation* 1996;**6**(2):39–42.
- McCray 1984** *{published data only}*
McCray RE, Patton NJ. Pain relief at trigger points: a comparison of moist heat and shortwave diathermy. *Journal of Orthopaedic & Sports Physical Therapy* 1984;**5**(4):175–8.
- Metzger 2000** *{published data only}*
Metzger D, Zwingmann C, Protz W, Jackel WH. The whole body cold therapy as analgesic treatment in patients with rheumatic diseases [Die beduetung der ganzkorper-kalttherapie im rahmen der rehabilitation bei patienten mit rheumatischen erkrankungen: ergebnisse einer pilotstudie]. *Rehabilitation* 2000;**39**(2):93–100.
- Nwuga 1982** *{published data only}*
Nwuga VC. Relative therapeutic efficacy of vertebral manipulation and conventional treatment in back pain management. *Am J Phys Med* 1982;**61**(6):273–8.
- O'Sullivan 1997** *{published data only}*
O'Sullivan PB, Phytty GD, Twomey LT, Allison GT. Evaluation of specific stabilizing exercise in the treatment of chronic low back pain with radiologic diagnosis of spondylolysis or spondylolisthesis. *Spine* 1997;**22**(24):2959–67.
- Sims-Williams 1979** *{published data only}*
Sims-Williams H, Jayson MI, Young SM, Baddeley H, Collins E. Controlled trial of mobilisation and manipulation for low back pain: hospital patients. *BMJ* 1979;**2**(6201):1318–20.
- Steinberg 1994** *{published data only}*
Steinberg R, Callies R, Bocker B. Changes in pain in the first and second halves of serial cold-air therapy [Schmerzänderung in der ersten und zweiten halfte einer seriellen kaltlufttherapie]. *Physikalische Medizin Rehabilitationsmedizin Kurortmedizin* 1994;**4**(4):120–1.
- Talo 1992** *{published data only}*
Talo S, Rytokoski U, Puukka P. 1992 Volvo award in clinical sciences. Patient classification, a key to evaluate pain treatment: A psychological study in chronic low back pain patients. *Spine* 1992;**17**(9):998–1010.
- Tasleem 2003** *{published data only}*
Tasleem RA, Buth BA, Koul PA, Kadri SM. Chronic low back pain: comparative analysis of treatment response to drugs and different physical modalities. *JK Practitioner* 2003;**10**(3):201–4.
- Torstensen 1998** *{published data only}*
Torstensen TA, Ljunggren AE, Meen HD, Odland E, Mowinckel P, Geijerstam S. Efficiency and costs of medical exercise therapy, conventional physiotherapy, and self-exercise in patients with chronic low back pain. A pragmatic, randomized, single-blinded, controlled trial with 1- year follow-up. *Spine* 1998;**23**(23):2616–24.
- Traherne 1962** *{published data only}*
Traherne JB. Evaluation of the cold spray technique in the treatment of muscle pain in general practice. *Practitioner* 1962;**189**:210–2.
- Trowbridge 2004** *{published data only}*
Trowbridge CA, Draper DO, Feland JB, Jutte LS, Eggett DL. Paraspinal musculature and skin temperature changes: comparing the Thermacare HeatWrap, the Johnson & Johnson Back Plaster, and the ABC Wärme-Pflaster. *Journal of Orthopaedic & Sports Physical Therapy* 2004;**34**(9):549–58.
- Yuan 1981** *{published data only}*
Yuan SH. [Observation of curative effects of external application of tincture of safflower and infrared radiation on chronic lumbago]. *Chinese Journal of Physical Therapy* 1981;**4**:22–3.

Yurtkuran 1997 *{published data only}*

Yurtkuran M, Kahraman Z, Sivrioglu K, Afsin Y, Dogan M. Balneotherapy in low back pain. *European Journal of Physical Medicine and Rehabilitation* 1997;7(4):120–3.

Additional references**AAMPPGG 2003**

Australian Acute Musculoskeletal Pain Guidelines Group (AAMPPGG). Evidence-based management of acute musculoskeletal pain [Available at: <http://www.nhmrc.gov.au>]. Australian Academic Press: Brisbane 2003.

ACC 1997

ACC and the National Health Committee (1997). New Zealand Acute Low Back Pain Guide. Wellington, New Zealand. Wellington, New Zealand.

Battie 1994

Battie MC, Cherkin DC, Dunn R, Ciol MA, Wheeler KJ. Managing low back pain: attitudes and treatment preferences of physical therapists. *Phys Ther* 1994;74(3):219–26.

Bhandari 2004

Bhandari M, Busse JW, Jackowski D, Montori VM, Schunemann H, Sprague S, et al. Association between industry funding and statistically significant pro-industry findings in medical and surgical randomized trials. *CMAJ* 2004;170:477–80.

Bigos 1994

Bigos S, Bowyer O, Braen G, et al. *Acute Low Back Problems in Adults. Clinical Practice Guideline No. 14*. Rockville, MD: AHCPR Publication No. 95-0642. Agency for Health Care Policy and Research, Public Health Service, U.S. Department of Health and Human Services, 1994.

Bleakley 2004

Bleakley C, McDonough S, MacAuley D. The use of ice in the treatment of acute soft-tissue injury: a systematic review of randomized controlled trials. *Am J Sports Med* 2004;32(1):251–61.

Car 2003

Car J, Sheikh A. Acute low back pain. *BMJ* 2003;327(7414):541.

Carey 1995

Carey TS, Evans A, Hadler N, Kalsbeek W, McLaughlin C, Fryer J. Care-seeking among individuals with chronic low back pain. *Spine* 1995;20(3):312–7.

Djulbegovic 2000

Djulbegovic B, Lacevic M, Cantor A, Fields KK, Bennett CL, Adams JR, et al. The uncertainty principle and industry-sponsored research. *Lancet* 2000;356(9230):635–8.

Europe 2004

van Tulder M, Becker A, Bekkering T, Breen A, Real M, Hutchinson A, et al. on behalf of the COST B13 Working Group. European Guidelines for the Management of Acute Nonspecific Low Back Pain in Primary Care. Available at: <http://www.backpain europe.org> (accessed 22nd March 2005).

Frymoyer 1991

Frymoyer JW, Cats-Baril WL. An overview of the incidences and costs of low back pain. *Orthop Clin North Am* 1991;22(2):263–71.

Geffen 2003

Geffen SJ. 3: Rehabilitation principles for treating chronic musculoskeletal injuries. *Med J Aust* 2003;178(5):238–42.

Grana 1993

Grana WA. Physical agents in musculoskeletal problems: heat and cold therapy modalities. *Instr Course Lect* 1993;42:439–42.

Hamm 2003

Hamm L, Mikkelsen B, Kuhr J, Stovring H, Munck A, Kragstrup J. Danish physiotherapists' management of low back pain. *Advances in Physiotherapy* 2003;5(3):109–13.

Hollingworth 2002

Hollingworth W, Todd CJ, King H, Males T, Dixon AK, Karia KR, et al. Primary care referrals for lumbar spine radiography: diagnostic yield and clinical guidelines. *Br J Gen Pract* 2002;52(6):475–80.

ICSI 2004

Institute for Clinical Systems Improvement (ICSI). Adult low back pain. Adult low back pain. Bloomington (MN), Institute for Clinical Systems Improvement (ICSI), Available at: <http://www.icsi.org>, 2004.

Jette 1996

Jette DU, Jette AM. Physical therapy and health outcomes in patients with spinal impairments. *Physical Therapy* 1996;76(9):930–45.

Kjaergard 2002

Kjaergard LL, Als-Nielsen B. Association between competing interests and authors' conclusions: epidemiological study of randomised clinical trials published in the BMJ. *BMJ* 2002;325(7358):249–53.

Li 2001

Li LC, Bombardier C. Physical therapy management of low back pain: an exploratory survey of therapist approaches. *Phys Ther* 2001;81(4):1018–28.

Maniadakis 2000

Maniadakis N, Gray A. The economic burden of back pain in the UK. *Pain* 2000;84(1):95–103.

Michlovitz 1996

Michlovitz SL. *Thermal agents in rehabilitation*. 3rd Edition. Philadelphia: F.A. Davis, 1996.

Rush 1994

Rush PJ, Shore A. Physician perceptions of the value of physical modalities in the treatment of musculoskeletal disease. *British Journal of Rheumatology* 1994;33(6):566–8.

Stanos 2004

Stanos SP, Muellner PM, Harden RN. The physiatric approach to low back pain. *Seminars in Pain Medicine* 2004;2(3):186–96.

van Tulder 2003

van Tulder M, Furlan A, Bombardier C, Bouter L. Updated method guidelines for systematic reviews in the Cochrane Collaboration Back Review Group. *Spine* 2003;28(12):1290–9.

Vasudevan 1997

Vasudevan S. Physical rehabilitation in managing pain. *Pain: Clinical Updates* 1997;V(3):[Available at: <http://www.iasp-pain.org/PCU97c.html>] (accessed 5th May 2005).

Walker 2000

Walker BF. The prevalence of low back pain: a systematic review of the literature from 1966 to 1998. *J Spinal Disord* 2000;**13**(3): 205–17.

* *Indicates the major publication for the study*

CHARACTERISTICS OF STUDIES

Characteristics of included studies [ordered by study ID]

Landen 1967

Methods	Non-randomised CCT - Alternate allocation - Setting: US Army General Hospital, Germany - Funding: not reported - Follow-up: not reported
Participants	143 participants with mix of acute and chronic low-back pain Gender and age not described. 117 participants completed follow-up. Inclusion criteria: Non-specific low back pain. Exclusion criteria: Definite diagnosis of disk herniation
Interventions	1) Hot packs: twice daily for 20 mins, across lumbosacral area (n = 59). 2) Ice massage: twice daily with cubes of ice across lumbosacral area, moved slowly until numbing occurred, usually 10 to 12 mins (n = 58). Cointerventions: All participants also performed flexion exercises.
Outcomes	1) Pain - participant reported change in symptoms - minimal, moderate or marked increase or decrease in pain, or no change. 2) Length of hospitalisation 3) Muscular spasm - not described how measured Timing of outcome measures: time of discharge
Notes	Language: English Additional information from authors: No Author conclusions: "Ice massage and hot packs seem equally effective in the symptomatic relief of low back pain."

Risk of bias

Item	Authors' judgement	Description
Adequate sequence generation?	No	
Allocation concealment?	No	Alternate allocation
Blinding? All outcomes - patients?	No	
Blinding? All outcomes - providers?	No	
Blinding? All outcomes - outcome assessors?	No	

Landen 1967 (Continued)

Incomplete outcome data addressed? All outcomes - drop-outs?	Yes	
Incomplete outcome data addressed? All outcomes - ITT analysis?	No	
Similarity of baseline characteristics?	Unclear	Unclear from text
Co-interventions avoided or similar?	Unclear	Cointerventions: All participants also performed flexion exercises.
Compliance acceptable?	Yes	
Timing outcome assessments similar?	Unclear	Unclear from text

Mayer 2005

Methods	RCT - allocation method not described - Setting: outpatient medical facilities in California, United States - Funding: Procter and Gamble, manufacturer of heat wrap - Follow-up: 92% at 7 days
Participants	100 participants (29M, 71F) with acute (less than 3 months) nonspecific low back pain; duration of pain not reported; mean age 31.2 yrs Inclusion criteria: pain more than 2 days and less than 3 months duration with at least a 2-month pain-free period before the current episode; 18 to 55 yrs; no traumatic injury within 48 hrs of enrollment; low-back pain intensity score of moderate or greater on a 6-point verbal rating scale (2 or more); rating of perceived capacity from the MTAP less than 70%; fewer than 3 Waddell's Non-Organic Signs; candidate for active exercise; ambulatory; if female of child-bearing potential, had a negative urine pregnancy test and was using an acceptable form of contraception. Exclusion criteria: evidence or history of radiculopathy (eg, numbness, tingling, or shooting pain extending below the knee) or other neurological deficits (eg, abnormal straight leg raise test, patellar reflexes, and/or bowel and bladder function); history of spinal surgery, kidney problems, neuromuscular disorders, fibromyalgia, osteoporosis, diabetes mellitus, bleeding diseases, arthritis, malignancy, systemic disease, inflammatory disease, abnormal heat or cold sensitivity, poor circulation, peripheral vascular disorders; active tuberculosis; skin lesions (eg, rash, bruising, laceration) on the low back region, or skin conditions in other regions that were spreading (eg, poison ivy, urticaria); psychiatric or psychological disorders; history of alcohol and/or drug abuse within the past year; cardiovascular or orthopedic contraindications to flexibility exercise; resting blood pressure values outside of 90-140/60-90 mm Hg; applied topical medication to the low back within 24 hrs of enrollment; current involvement in a workers' compensation, disability, or personal injury claim; spinal injection treatment within 6 mths before enrollment; participated in an investigational drug or device trial within 4 wks of enrollment.

Mayer 2005 (Continued)

Interventions	<p>1) Heat wrap alone. Disposable ThermaCare Heat Wrap applied to lumbar area, 40 degrees C for 8 hrs per day for 5 consecutive days (n = 25).</p> <p>2) McKenzie exercise alone (n = 25).</p> <p>3) Heat wrap plus McKenzie exercise (n = 24).</p> <p>4) Educational booklet. Participants were advised to closely follow the recommendations, except that they were asked to refrain from performing specific exercises for the low back, using heat or cold modalities, and receiving spinal manipulation (n = 26).</p> <p>Cointerventions not allowed, except for medication as required.</p>
Outcomes	<p>1) Functional improvement: MTAP</p> <p>2) Disability: Roland Morris</p> <p>3) Pain relief: 6-point verbal rating scale</p> <p>Timing of outcome measures: 2 days, 4 days and 7 days after randomisation.</p>
Notes	<p>Language: English</p> <p>Additional information from authors: Yes</p> <p>Author conclusions: "Combining continuous low-level heat wrap therapy with directional preference-based exercise therapy offers distinct advantages over either therapy alone for the treatment of acute low back pain.</p>

Risk of bias

Item	Authors' judgement	Description
Adequate sequence generation?	Yes	
Allocation concealment?	Unclear	B - Unclear; Allocation method not described
Blinding? All outcomes - patients?	No	
Blinding? All outcomes - providers?	No	
Blinding? All outcomes - outcome assessors?	Unclear	Unclear from text
Incomplete outcome data addressed? All outcomes - drop-outs?	Yes	
Incomplete outcome data addressed? All outcomes - ITT analysis?	No	
Similarity of baseline characteristics?	Yes	
Co-interventions avoided or similar?	Yes	Cointerventions not allowed, except for medication as required.

Mayer 2005 (Continued)

Compliance acceptable?	Yes	
Timing outcome assessments similar?	Yes	

Melzack 1980

Methods	<p>Non-randomised cross-over trial.</p> <ul style="list-style-type: none"> - alternate allocation - Washout: not described. - Setting: Pain centre, Canada - Funding: Not reported - Follow-up: 100% at 2 wks, 68% at 1 to 12 months
Participants	<p>44 participants (23M, 21F) with chronic low-back pain, unresponsive to conventional care; mean duration of pain 7.4 yrs; aged 18 to 73. Majority of participants had undergone previous surgery.</p> <p>Inclusion criteria: chronic low back pain which failed to respond to conventional treatment.</p> <p>Exclusion criteria: Severe emotional problems as determined by Minnesota Multiphasic Personality Inventory.</p>
Interventions	<p>1) Ice massage: ice cube was gently massaged on the skin for a maximum 7 mins at 3 sites (midline low back, lateral malleolus and popliteal space) with 3 mins between applications, with a total treatment time of 30 mins. The ice massage was administered by a “technician”</p> <p>2) Transcutaneous electrical stimulation (TES): 2 treatments of TES at the same 3 sites and time interval. The stimulation voltage was adjusted to a mildly painful level and administered simultaneously at all 3 sites for 30 mins</p> <p>Interventions were administered on 2 occasions at 1 to 2 week intervals. The treatment for each group was reversed after the initial 2 treatment sessions with a further 2 treatments of the alternate intervention.</p> <p>Cointerventions not reported.</p>
Outcomes	<p>1) Pain - McGill pain questionnaire. Conducted immediately after treatment sessions.</p> <p>2) Preferred treatment</p> <p>Timing of outcome measures: pain measured before and after each treatment session, then 1 to 12 months after completing treatment</p>
Notes	<p>Language: English</p> <p>Additional information from authors: No</p> <p>Author conclusions: “ice massage is an effective therapeutic tool, and is more effective than TES for some patients”.</p>

Risk of bias

Item	Authors' judgement	Description
------	--------------------	-------------

Melzack 1980 (Continued)

Adequate sequence generation?	No	Non-randomised cross-over trial
Allocation concealment?	No	alternate allocation
Blinding? All outcomes - patients?	No	
Blinding? All outcomes - providers?	No	
Blinding? All outcomes - outcome assessors?	Unclear	Unclear from text
Incomplete outcome data addressed? All outcomes - drop-outs?	Unclear	Unclear from text
Incomplete outcome data addressed? All outcomes - ITT analysis?	No	
Similarity of baseline characteristics?	Unclear	Unclear from text
Co-interventions avoided or similar?	Yes	Cointerventions not reported.
Compliance acceptable?	No	
Timing outcome assessments similar?	Yes	

Nadler 2002

Methods	RCT - allocation method not described - Setting: clinical research sites - Funding: Procter and Gamble, manufacturer of heat wrap - Follow-up: 98% at Day 4
Participants	371 participants (155M, 216F) with acute (less than 3 months) non-specific low-back pain; duration of pain not reported; mean age 36.0 yrs Inclusion criteria: Pain (2 or more on 6-point scale), 18 to 55 yrs, ambulatory, no low-back trauma within last 48 hrs, and yes to “do muscles in your low back hurt?” Exclusion criteria: Evidence or history of radiculopathy or other neurologic deficits (eg, abnormal straight-leg-raise test results, patellar reflexes, or bowel or bladder function), or a history of back surgery, fibromyalgia, diabetes mellitus, peripheral vascular disease, osteoporosis, gastrointestinal ulcers, gastrointestinal bleeding or perforation, renal disease, pulmonary edema, cardiomyopathy, liver disease, intrinsic coagulation defects, bleeding diseases or anticoagulant therapy (eg, warfarin), daily back pain for more than three consecutive months, or hypersensitivity to acetaminophen, NSAIDs, or heat.

Nadler 2002 (Continued)

Interventions	<p>1) Heat wrap (ThermaCare Heat Wrap; Procter and Gamble) that wraps around lumbar region of torso, heats to 40 degrees C within 30 mins exposure to air & maintains this temp continuously for 8h. Worn for approx 8h per day (n = 113)</p> <p>2) Oral ibuprofen: 2 tablets 3 times daily for a total dose of 1200 mg, plus oral placebo 1 time daily (n = 106)</p> <p>3) Oral acetaminophen: 2 tablets 4 times daily for a total of 4000 mg dose (n = 113)</p> <p>4) Oral placebo: 2 tablets 4 times daily (n = 20)</p> <p>5) Unheated back wrap: (n = 19)</p> <p>Cointerventions not allowed</p>
Outcomes	<p>1) Pain: 6-point verbal scale of pain relief</p> <p>2) Muscle stiffness: 101-point scale</p> <p>3) Disability: Roland-Morris (0 to 24 scale)</p> <p>4) Lateral trunk flexibility</p> <p>5) Adverse effects</p> <p>Timing of outcome measures: pain relief and disability measured daily for 4 days post-randomisation</p>
Notes	<p>Language: English</p> <p>Additional information from authors: Yes</p> <p>Author conclusions: “continuous low-level topical heat wrap therapy is superior to both acetaminophen and ibuprofen, supporting its recommendation as a first-line therapy for the treatment of acute muscular low back pain”</p>

Risk of bias

Item	Authors' judgement	Description
Adequate sequence generation?	Unclear	Unclear from text
Allocation concealment?	Unclear	B - Unclear; allocation method not described
Blinding? All outcomes - patients?	No	
Blinding? All outcomes - providers?	No	
Blinding? All outcomes - outcome assessors?	Yes	
Incomplete outcome data addressed? All outcomes - drop-outs?	Yes	
Incomplete outcome data addressed? All outcomes - ITT analysis?	Yes	

Nadler 2002 (Continued)

Similarity of baseline characteristics?	Yes	
Co-interventions avoided or similar?	Yes	Cointerventions not allowed
Compliance acceptable?	Unclear	Unclear from text
Timing outcome assessments similar?	Yes	

Nadler 2003a

Methods	<p>RCT</p> <ul style="list-style-type: none"> - allocation method not described - Setting: clinical research sites - Funding: Procter and Gamble, manufacturer of heat wrap - Follow-up: 95% at Day 5
Participants	<p>219 participants (100M, 119F) with acute (less than 3 months) non-specific low-back pain; duration of pain not reported; mean age 36.1 yrs</p> <p>Inclusion criteria: Acute nonspecific LBP with pain intensity of moderate or higher (more than 1 on 6-point scale), age 18-55 years, ambulatory, no traumatic injury within the previous 48h, with an answer "yes" to the question, "Do the muscles in your low back hurt?"</p> <p>Exclusion criteria: Pregnancy, evidence or history of radiculopathy (eg, sciatica extending below the knee [numbness, tingling, shooting pain]) or other neurologic deficits (eg, abnormal straight-leg raising test, patellar reflexes, bowel and/or bladder function), history of back surgery, fibromyalgia, diabetes mellitus, peripheral vascular disease, osteoporosis, gastrointestinal ulcers, gastrointestinal bleeding or perforation, renal disease, pulmonary edema, cardiomyopathy, liver disease, intrinsic coagulation defects, bleeding diseases, or anticoagulant therapy (eg, warfarin), subjects enrolled in any investigational drug or device trials, skin lesions (eg, rash, bruising, swelling, irritation, laceration, excoriation, ulceration) on the lumbar region, history of alcohol and/or drug abuse, current litigation or a worker's compensation claim involving low back disability, back pain daily for more than 3 consecutive months, hypersensitivity to NSAIDs or heat.</p>
Interventions	<p>1) Heat wrap (ThermaCare Heat Wrap) that wraps around lumbar region of torso, heats to 40°C within 30 mins of exposure to air and maintains this temperature continuously for 8h. Worn for 3 consecutive days, approx 8h per day (n = 95)</p> <p>2) Oral placebo: 2 tablets, 3 times daily, spaced 6h apart (n = 96)</p> <p>3) Oral ibuprofen: 200mg, 2 tablets, 3 times daily, spaced 6h apart (n = 12)</p> <p>4) Unheated wrap: (n = 16)</p> <p>Cointerventions not allowed</p>
Outcomes	<p>1) Pain: 6-point verbal scale of pain relief</p> <p>2) Muscle stiffness: 101-point scale</p> <p>3) Disability: Roland-Morris (0 to 24)</p> <p>4) Lateral trunk flexibility</p> <p>5) Skin quality: 4-point scale</p> <p>Timing of outcome measures: pain relief and disability measured daily for 4 days post-</p>

Nadler 2003a (Continued)

	randomisation	
Notes	<p>Language: English</p> <p>Additional information from authors: Yes</p> <p>Author conclusions: "Continuous low-level heatwrap therapy was shown to provide significant therapeutic benefits in patients with acute nonspecific LBP, as indicated by increased pain relief and trunk flexibility, and it provided decreased muscle stiffness and disability when compared with placebo. No serious or significant adverse effects were observed during the use of the heatwrap."</p>	
Risk of bias		
Item	Authors' judgement	Description
Adequate sequence generation?	Unclear	Unclear from text
Allocation concealment?	Unclear	B - Unclear; allocation method not described
Blinding? All outcomes - patients?	No	
Blinding? All outcomes - providers?	No	
Blinding? All outcomes - outcome assessors?	Yes	
Incomplete outcome data addressed? All outcomes - drop-outs?	Yes	
Incomplete outcome data addressed? All outcomes - ITT analysis?	Yes	
Similarity of baseline characteristics?	Yes	
Co-interventions avoided or similar?	Yes	Cointerventions not allowed
Compliance acceptable?	Unclear	Unclear from text
Timing outcome assessments similar?	Yes	

Nadler 2003b

Methods	<p>RCT</p> <ul style="list-style-type: none"> - allocation method not described - Setting: clinical research sites - Funding: Procter and Gamble, manufacturer of heat wrap - Follow-up: 92% at Day 5
Participants	<p>76 participants (27M, 49F) with acute (less than 3 months) nonspecific LBP; duration of pain not reported; mean age 41.4 yrs</p> <p>Inclusion criteria: pain intensity of moderate or higher, age 18 to 55 yrs, ambulatory status, muscular LBP of atraumatic origin (eg, no major traumatic injury within 48h of enrollment), and an answer of “yes” to the question “Do the muscles in your low back hurt?”</p> <p>Exclusion criteria: Pregnancy, regular insomnia for more than 1 wk or inability to remain sleeping for at least 6h at a time, evidence or history of radiculopathy or other neurologic deficits of the lower extremities, history of back surgery, fibromyalgia, diabetes mellitus, poor circulation, peripheral vascular disease, osteoporosis, gastrointestinal ulcers, gastrointestinal bleeding or perforation, renal disease, pulmonary edema, cardiomyopathy, liver disease, intrinsic coagulation defects, bleeding diseases or anticoagulant therapy, skin lesions (eg, rash, bruising, swelling, irritation, laceration, excoriation, ulceration) on the lumbar region, history of alcohol and/or drug abuse within the past year, current litigation or a worker’s compensation claim involving low back disability, daily back pain for more than 3 consecutive months, and hypersensitivity to NSAIDs or heat.</p>
Interventions	<p>1) Heat wrap (ThermaCare Heat Wrap) that wraps around lumbar region of torso, heated to 104°F (40°C) within 30 mins of exposure to air and maintains this temperature continuously for 8h. Applied approx 15 to 20 mins before participants retired to bed for the night and worn during sleep for approximately 8h each night for 3 consecutive nights (n = 33).</p> <p>2) Oral placebo: 2 tablets, administered approx 15 to 20 mins before participants retired to bed each night for 3 consecutive nights (n = 34).</p> <p>3) Oral ibuprofen: 2 tablets; total dose, 400mg, administered approx 15 to 20 minutes before patients retired to bed each night for 3 consecutive nights (n = 4).</p> <p>4) Unheated wrap, applied approx 15 to 20 mins before participants retired to bed for the night and were worn during sleep for approx 8h each night for 3 consecutive nights (n = 5).</p> <p>Cointerventions not allowed</p>
Outcomes	<p>1) Pain relief - 6-point verbal rating scale</p> <p>2) Muscle stiffness - 101-point numeric rating scale</p> <p>3) Pain affect - 101-point numeric rating scale</p> <p>4) Disability - Roland-Morris (0 to 24)</p> <p>5) Lateral trunk flexibility</p> <p>6) Subjective measures of sleep quality and difficulty in sleep onset - 6-point scale</p> <p>Timing of outcome measures: days 1 to 4 after commencement of treatment</p>
Notes	<p>Language: English</p> <p>Additional information from authors: Yes</p> <p>Author conclusions: “Continuous low-level heatwrap therapy was shown to provide effective daytime pain relief after overnight use in subjects with acute nonspecific LBP. Additional therapeutic benefits included reduction of muscle stiffness, increased trunk flex-</p>

Nadler 2003b (Continued)

	ibility, decreased disability, and improved sleep quality and onset of sleep. The heatwrap showed a good safety profile when worn during sleep and should be considered as an initial treatment strategy for patients with acute LBP”.	
Risk of bias		
Item	Authors' judgement	Description
Adequate sequence generation?	Unclear	Unclear from text
Allocation concealment?	Unclear	B - Unclear; allocation method not described
Blinding? All outcomes - patients?	No	
Blinding? All outcomes - providers?	No	
Blinding? All outcomes - outcome assessors?	Yes	
Incomplete outcome data addressed? All outcomes - drop-outs?	Yes	
Incomplete outcome data addressed? All outcomes - ITT analysis?	Yes	
Similarity of baseline characteristics?	Yes	
Co-interventions avoided or similar?	Yes	Cointerventions not allowed
Compliance acceptable?	Unclear	Unclear from text
Timing outcome assessments similar?	Yes	

Nuhr 2004

Methods	RCT - randomisation was obtained with computer-generated codes, which were sealed in sequentially numbered opaque envelopes. - Setting: emergency site in Austria - Funding: Vienna Red Cross - Follow-up: 100% immediately post-treatment, no further follow-up
Participants	90 participants (57M, 33F) with first episode acute (less than 6 hrs) low-back pain; mean age 36.8 yrs (+/- 8.2). Inclusion criteria: low back pain greater than 60mm on a 100mm visual analog scale

	<p>with no projection to the legs and less than 6 hours before the arrival of the emergency team.</p> <p>Exclusion criteria: analgesic medication for any reason within the last 48 hours, neurologic impairment of the legs, cognitive impairment and/or inability to communicate with the paramedics, an American Society of Anesthesiologists score greater than 3 (indicating systemic disease), low back pain from causes other than spinal or musculoskeletal disorders.</p> <p>Total initial enrolments was 100, however 10 participants excluded from analysis because subsequent investigations revealed pain was from other than spinal or muscular disorders.</p>
Interventions	<p>1) Resistive heating of 42 degrees C via a carbon-fiber electric heating blanket (ThermaMed GmbH, Bad Oeynhausen, Germany) which was in turn covered by a single woolen blanket. The active heating component covered an area of 148 X 40 cm. Mean duration of treatment 24.8 +/- 8.1 mins. (n = 47)</p> <p>2) Passive warming: Participant was covered with same carbon-fiber electric heating blanket, which was in turn covered by a single woolen blanket. Heating of the electric blanket was not activated. Mean duration of treatment 26.2 +/- 9.3 mins. (n = 43)</p> <p>For both groups, covers were positioned at the emergency site and remained in place until the participant arrived at the hospital.</p> <p>Cointerventions not allowed</p>
Outcomes	<p>1) Pain measured on 100 point VAS, measured at arrival at hospital</p> <p>2) Tympanic thermocouple (core temperature)</p> <p>3) Skin thermosensors on the skin, and intracutaneous thermosensors at 4 mm depth next to the third lumbar processus spinosus. Additional skin sensors were placed on the forearm and finger to monitor indirect signs of vasodilation or vasoconstriction as a nonspecific measure of stress</p> <p>4) Adverse effects</p> <p>All measurements were recorded by the same independent investigator blinded to the treatment with the electrical blanket, which he/she was forbidden to touch.</p> <p>Timing of outcome measures: all measured at arrival to hospital</p>
Notes	<p>Language: English</p> <p>Additional information from authors: No</p> <p>Author conclusions: "...local active warming is an effective and easy-to-learn emergency care treatment for acute low back pain that could be used by emergency physicians as well as by paramedical personnel".</p>

Risk of bias

Item	Authors' judgement	Description
Adequate sequence generation?	Yes	Randomisation was obtained with computer-generated codes, which were sealed in sequentially numbered opaque envelopes
Allocation concealment?	Yes	A - Adequate

Nuhr 2004 (Continued)

Blinding? All outcomes - patients?	No	
Blinding? All outcomes - providers?	No	
Blinding? All outcomes - outcome assessors?	Yes	
Incomplete outcome data addressed? All outcomes - drop-outs?	Yes	
Incomplete outcome data addressed? All outcomes - ITT analysis?	No	
Similarity of baseline characteristics?	Yes	
Co-interventions avoided or similar?	Yes	Cointerventions not allowed
Compliance acceptable?	Yes	
Timing outcome assessments similar?	Yes	

Roberts 1992

Methods	Non-randomised cross-over trial - alternate allocation - Setting: Pain centre, United States - Funding: not reported - Follow-up: not reported
Participants	36 participants (17M, 19F), with chronic low-back pain; mean duration of pain 4.6 yrs; aged 24 to 72 yrs (mean 40.4). All participants had failed to respond to traditional medical management. Inclusion criteria: Primary diagnosis of chronic low-back pain. Exclusion criteria: Not reported.
Interventions	1) Hot pack (160 degrees F) with 6 to 8 layers of towels for 20 mins 2) Cold packs (0 degrees F) with 2 layers damp towels for 20 mins 3) Ice massage - lightly rubbing low-back with cake of ice 4.2 X 2 X 4.5 inches Over 2-week period, each participant was given two applications with each of the three interventions. Cointerventions: During study all participants were participating in a comprehensive pain rehabilitation program, including medication.
Outcomes	1) Pain - VAS (0 to 20) immediately after and 1 hour after intervention

Roberts 1992 (Continued)

Notes	Language: English Additional information from authors: No Author conclusions: "Ice massage was found to be significantly more effective than either hot packs or cold packs for relief of chronic low-back pain. The difference was still apparent 1h after treatment."	
Risk of bias		
Item	Authors' judgement	Description
Adequate sequence generation?	No	Non-randomised cross-over trial
Allocation concealment?	No	alternate allocation
Blinding? All outcomes - patients?	No	
Blinding? All outcomes - providers?	No	
Blinding? All outcomes - outcome assessors?	No	
Incomplete outcome data addressed? All outcomes - ITT analysis?	No	
Co-interventions avoided or similar?	Unclear	Cointerventions: During study all participants were participating in a comprehensive pain rehabilitation program, including medication.
Timing outcome assessments similar?	Yes	

St John Dixon 1972

Methods	Non-randomised cross-over trial - allocation not described - Washout: not described. - Setting: Orthopaedic outpatient department in United Kingdom - Funding: Not described, although angora wool body belts provided by manufacturer - Follow-up: not reported	
Participants	38 participants (12M, 24F) with chronic non-specific low-back pain; mean duration of pain 17 yrs (range 0.5 to 40 yrs); aged 30 to 80 yrs (mean 61 yrs) Inclusion criteria: chronic non-specific low-back pain. Exclusion criteria: Not described	

St John Dixon 1972 (Continued)

Interventions	1) Medima angora wool body belt (“giving insulation and warmth without support”) 2) Remploi “instant” lumbosacral corset (“giving support but little insulation”) Participants instructed to wear each intervention for one week Cointerventions not described.
Outcomes	1) Preference for type of support 2) Pain (but no data reported) 3) Adverse effects Timing of outcome measures: All measured after one and two weeks
Notes	Language: English Additional information from authors: No Author conclusions: “The findings of this study call into question the common practice of prescribing a lumbosacral support for chronic, non-specific, low back pain. Many patients fare equally well with a simple warm body belt.”

Risk of bias

Item	Authors' judgement	Description
Adequate sequence generation?	Unclear	Non-randomised cross-over trial
Allocation concealment?	No	Not described
Blinding? All outcomes - patients?	No	
Blinding? All outcomes - providers?	No	
Blinding? All outcomes - outcome assessors?	No	
Incomplete outcome data addressed? All outcomes - drop-outs?	Yes	
Incomplete outcome data addressed? All outcomes - ITT analysis?	No	
Similarity of baseline characteristics?	Unclear	Unclear from text
Co-interventions avoided or similar?	Unclear	Cointerventions not described.
Compliance acceptable?	Unclear	Unclear from text
Timing outcome assessments similar?	Yes	

RCT - randomised controlled trial; CCT - controlled clinical trial; M - male; F - female; NSAIDs - non-steroidal anti-inflammatory drugs; yrs - years; wk - week; h - hours; mins - minutes; approx - approximately; mm - millimetre; VAS - visual analogue scale; MTAP - Multidimensional Task Ability Profile; LBP - low-back pain

Characteristics of excluded studies *[ordered by study ID]*

Aglas 1997	Results not presented separately for low back pain participants. Attempts to contact authors unsuccessful
Chok 1999	Both groups received hot packs. Unable to isolate effects of heat or cold from other therapies delivered
Constant 1995	Spa therapy
Constant 1998	Spa therapy
Ferrell 1997	Unable to isolate effects of heat or cold from other therapies delivered
Gallacchi 1981	No hot or cold intervention
Garvey 1989	Unable to isolate effects of heat or cold from other therapies delivered
Grant 1964	No control group
Guillemin 1994	Spa therapy
Hansen 1993	Unable to isolate effects of heat or cold from other therapies delivered
Hemmila 1997	Unable to isolate effects of heat or cold from other therapies delivered
Hsieh 1992	Unable to isolate effects of heat or cold from other therapies delivered
Hurwitz 2002	Unable to isolate effects of heat or cold from other therapies delivered
Ishimaru 1993	Heated acupuncture
Janora 1998	No control group
Jayson 1981	One of treatment arms ("placebo") was microwave at lowest setting, thus deep heat
Kankaanpaa 1999	Unable to isolate effects of heat or cold from other therapies delivered
Keel 1998	Unable to isolate effects of heat or cold from other therapies delivered
Kinalski 1989	Unable to isolate effects of heat or cold from other therapies delivered
Koes 1992	Unable to isolate effects of heat or cold from other therapies delivered
Konrad 1992	Spa therapy

(Continued)

Kovarovicova 1990	Results not presented separately for low back pain participants. Attempts to contact authors unsuccessful.
Kranjc 1992	Spa therapy
Leclaire 1996	Unable to isolate effects of heat or cold from other therapies delivered
Lindstrom 1970	Participants had low back pain with radiculopathy
Lurie-Luke 2003	No control group
Magyarosy 1996	Healthy participants
McCray 1984	Results not presented separately for low back pain participants. No clinical outcome reported.
Metzger 2000	No control group
Nwuga 1982	Not superficial heat or cold. Shortwave diathermy used.
O'Sullivan 1997	Unable to isolate effects of heat or cold from other therapies delivered
Sims-Williams 1979	Not superficial heat or cold. Microwave used.
Steinberg 1994	No control group
Talo 1992	Spa therapy
Tasleem 2003	Unable to isolate effects of heat or cold from other therapies delivered
Torstensen 1998	Unable to isolate effects of heat or cold from other therapies delivered
Traherne 1962	No control group
Trowbridge 2004	Participants did not have low back pain; no relevant outcomes - paraspinal muscle temperature and heat perception were measured
Yuan 1981	Unable to isolate effects of heat or cold from other therapies delivered
Yurtkuran 1997	Balneotherapy

DATA AND ANALYSES

Comparison 1. Heat vs placebo or non-heated wrap (acute and sub-acute LBP <3 months)

Outcome or subgroup title	No. of studies	No. of participants	Statistical method	Effect size
1 Pain relief (higher score favours heat)	2		Mean Difference (IV, Fixed, 95% CI)	Subtotals only
1.1 Short-term (up to day 5)	2	258	Mean Difference (IV, Fixed, 95% CI)	1.06 [0.68, 1.45]
1.2 Long-term	0	0	Mean Difference (IV, Fixed, 95% CI)	Not estimable
2 Pain affect (lower score favours heat)	1		Mean Difference (IV, Fixed, 95% CI)	Subtotals only
2.1 Short-term (day 2 through day 4)	1	67	Mean Difference (IV, Fixed, 95% CI)	-13.5 [-21.27, -5.73]
2.2 Long-term	0	0	Mean Difference (IV, Fixed, 95% CI)	Not estimable
3 Function (lower score favours heat)	2		Mean Difference (IV, Fixed, 95% CI)	Subtotals only
3.1 Short-term (day 4)	2	258	Mean Difference (IV, Fixed, 95% CI)	-2.12 [-3.07, -1.18]
3.2 Long-term	0	0	Mean Difference (IV, Fixed, 95% CI)	Not estimable
4 Pain (VAS) (lower score favours heat)	1		Mean Difference (IV, Fixed, 95% CI)	Subtotals only
4.1 Short-term	1	90	Mean Difference (IV, Fixed, 95% CI)	-32.20 [-38.69, -25.71]
4.2 Long-term	0	0	Mean Difference (IV, Fixed, 95% CI)	Not estimable

Comparison 2. Heat vs other interventions (acute and sub-acute LBP <3 months)

Outcome or subgroup title	No. of studies	No. of participants	Statistical method	Effect size
1 Pain relief - Day 1 or 2 (higher score favours heat)	2		Mean Difference (IV, Fixed, 95% CI)	Subtotals only
1.1 Heat vs acetaminophen	1	226	Mean Difference (IV, Fixed, 95% CI)	0.90 [0.50, 1.30]
1.2 Heat vs ibuprofen	1	219	Mean Difference (IV, Fixed, 95% CI)	0.65 [0.25, 1.05]
1.3 Heat vs McKenzie exercise	1	50	Mean Difference (IV, Fixed, 95% CI)	0.40 [-0.15, 0.95]
1.4 Heat vs educational booklet	1	51	Mean Difference (IV, Fixed, 95% CI)	0.60 [0.05, 1.15]
2 Pain relief - Day 4 (higher score favours heat)	2		Mean Difference (IV, Fixed, 95% CI)	Subtotals only
2.1 Heat vs acetaminophen	1	226	Mean Difference (IV, Fixed, 95% CI)	0.74 [0.31, 1.17]
2.2 Heat vs ibuprofen	1	219	Mean Difference (IV, Fixed, 95% CI)	1.05 [0.62, 1.48]
2.3 Heat vs McKenzie exercise	1	50	Mean Difference (IV, Fixed, 95% CI)	0.30 [-0.41, 1.01]
2.4 Heat vs educational booklet	1	51	Mean Difference (IV, Fixed, 95% CI)	1.1 [0.55, 1.65]
3 Pain relief - Day 7 (higher score favours heat)	1		Mean Difference (IV, Fixed, 95% CI)	Subtotals only

3.1 Heat vs McKenzie exercise	1	50	Mean Difference (IV, Fixed, 95% CI)	0.30 [-0.68, 1.28]
3.2 Heat vs educational booklet	1	51	Mean Difference (IV, Fixed, 95% CI)	0.90 [-0.08, 1.88]
4 Function (Roland-Morris) - Day 4 (higher score favours heat)	1		Mean Difference (IV, Fixed, 95% CI)	Subtotals only
4.1 Heat vs acetaminophen	1	226	Mean Difference (IV, Fixed, 95% CI)	2.00 [0.86, 3.14]
4.2 Heat vs ibuprofen	1	219	Mean Difference (IV, Fixed, 95% CI)	2.2 [1.11, 3.29]
5 Function change scores (Roland-Morris) - Day 2 (lower score favours heat)	1		Mean Difference (IV, Fixed, 95% CI)	Subtotals only
5.1 Heat vs McKenzie exercise	1	50	Mean Difference (IV, Fixed, 95% CI)	-0.7 [-2.09, 0.69]
5.2 Heat vs educational booklet	1	51	Mean Difference (IV, Fixed, 95% CI)	-1.4 [-2.79, -0.01]
6 Function change scores (Roland-Morris) - Day 4 (lower score favours heat)	1		Mean Difference (IV, Fixed, 95% CI)	Subtotals only
6.1 Heat vs McKenzie exercise	1	50	Mean Difference (IV, Fixed, 95% CI)	-0.90 [-2.84, 1.04]
6.2 Heat vs educational booklet	1	51	Mean Difference (IV, Fixed, 95% CI)	-2.30 [-4.24, -0.36]
7 Function change scores (Roland-Morris) - Day 7 (lower score favours heat)	1		Mean Difference (IV, Fixed, 95% CI)	Subtotals only
7.1 Heat vs McKenzie exercise	1	50	Mean Difference (IV, Fixed, 95% CI)	-0.5 [-2.72, 1.72]
7.2 Heat vs educational booklet	1	51	Mean Difference (IV, Fixed, 95% CI)	-1.70 [-3.92, 0.52]

Comparison 3. Heat plus exercise vs other interventions (acute and sub-acute LBP <3 months)

Outcome or subgroup title	No. of studies	No. of participants	Statistical method	Effect size
1 Pain relief (higher score favours heat) - vs booklet	1		Mean Difference (IV, Fixed, 95% CI)	Subtotals only
1.1 Day 2	1	50	Mean Difference (IV, Fixed, 95% CI)	0.7 [-0.01, 1.41]
1.2 Day 4	1	50	Mean Difference (IV, Fixed, 95% CI)	1.6 [0.89, 2.31]
1.3 Day 7	1	50	Mean Difference (IV, Fixed, 95% CI)	2.0 [1.29, 2.71]
2 Function - Roland-Morris (change values - lower score favours heat) - vs booklet	1		Mean Difference (IV, Fixed, 95% CI)	Subtotals only
2.1 Day 2	1	50	Mean Difference (IV, Fixed, 95% CI)	-0.10 [-1.49, 1.29]
2.2 Day 4	1	50	Mean Difference (IV, Fixed, 95% CI)	-2.6 [-4.54, -0.66]
2.3 Day 7	1	50	Mean Difference (IV, Fixed, 95% CI)	-4.4 [-6.62, -2.18]
3 Function - MTAP (change values - higher score favours heat) - vs booklet	1		Mean Difference (IV, Fixed, 95% CI)	Subtotals only
3.1 Day 2	1	50	Mean Difference (IV, Fixed, 95% CI)	7.80 [-3.72, 19.32]
3.2 Day 4	1	50	Mean Difference (IV, Fixed, 95% CI)	23.80 [9.11, 38.49]
3.3 Day 7	1	50	Mean Difference (IV, Fixed, 95% CI)	43.7 [26.62, 60.78]

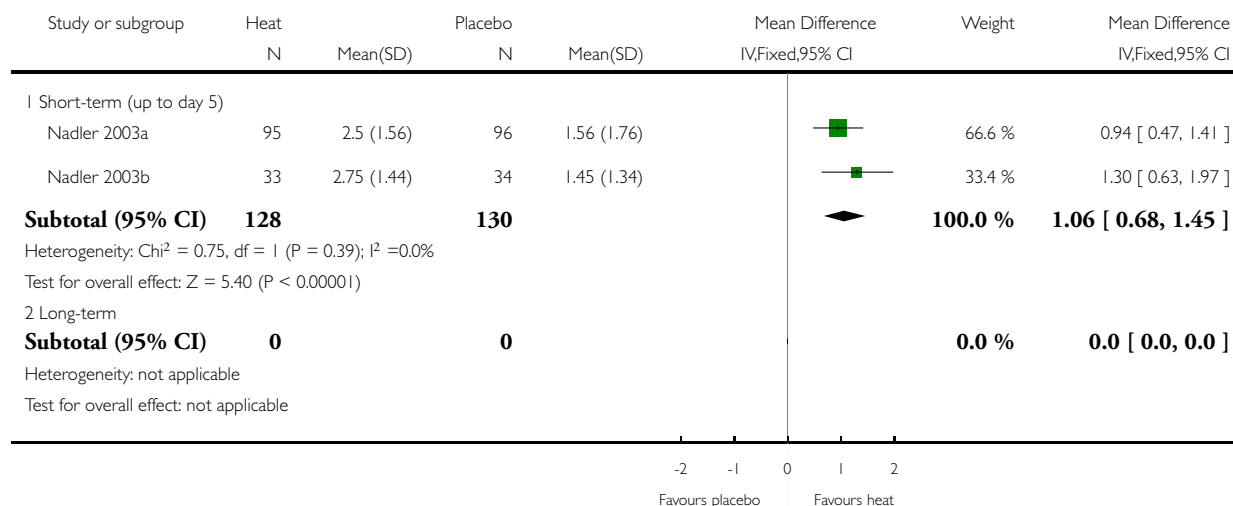
4 Pain relief (higher score favours heat) - vs exercise alone	1		Mean Difference (IV, Fixed, 95% CI)	Subtotals only
4.1 Day 2	1	49	Mean Difference (IV, Fixed, 95% CI)	0.5 [-0.21, 1.21]
4.2 Day 4	1	49	Mean Difference (IV, Fixed, 95% CI)	0.80 [-0.03, 1.63]
4.3 Day 7	1	49	Mean Difference (IV, Fixed, 95% CI)	1.4 [0.69, 2.11]
5 Function - Roland-Morris (change values - lower score favours heat) - vs exercise alone	1		Mean Difference (IV, Fixed, 95% CI)	Subtotals only
5.1 Day 2	1	49	Mean Difference (IV, Fixed, 95% CI)	0.60 [-0.79, 1.99]
5.2 Day 4	1	49	Mean Difference (IV, Fixed, 95% CI)	-1.2 [-3.14, 0.74]
5.3 Day 7	1	49	Mean Difference (IV, Fixed, 95% CI)	-3.20 [-5.42, -0.98]
6 Function - MTAP (change values - higher score favours heat) - vs exercise alone	1		Mean Difference (IV, Fixed, 95% CI)	Subtotals only
6.1 Day 2	1	49	Mean Difference (IV, Fixed, 95% CI)	1.30 [-10.35, 12.95]
6.2 Day 4	1	49	Mean Difference (IV, Fixed, 95% CI)	18.30 [3.48, 33.12]
6.3 Day 7	1	50	Mean Difference (IV, Fixed, 95% CI)	43.7 [26.62, 60.78]
7 Pain relief (higher score favours heat) - vs heat alone	1		Mean Difference (IV, Fixed, 95% CI)	Subtotals only
7.1 Day 2	1	49	Mean Difference (IV, Fixed, 95% CI)	0.10 [-0.61, 0.81]
7.2 Day 4	1	49	Mean Difference (IV, Fixed, 95% CI)	0.5 [-0.21, 1.21]
7.3 Day 7	1	49	Mean Difference (IV, Fixed, 95% CI)	1.1 [0.22, 1.98]
8 Function - Roland-Morris (change values - lower score favours heat) - vs heat alone	1		Mean Difference (IV, Fixed, 95% CI)	Subtotals only
8.1 Day 2	1	50	Mean Difference (IV, Fixed, 95% CI)	1.3 [-0.07, 2.67]
8.2 Day 4	1	49	Mean Difference (IV, Fixed, 95% CI)	-0.30 [-2.24, 1.64]
8.3 Day 7	1	49	Mean Difference (IV, Fixed, 95% CI)	-2.7 [-4.92, -0.48]
9 Function - MTAP (change values - higher score favours heat) - vs heat alone	1		Mean Difference (IV, Fixed, 95% CI)	Subtotals only
9.1 Day 2	1	49	Mean Difference (IV, Fixed, 95% CI)	-4.60 [-16.12, 6.92]
9.2 Day 4	1	49	Mean Difference (IV, Fixed, 95% CI)	10.80 [-4.02, 25.62]
9.3 Day 7	1	49	Mean Difference (IV, Fixed, 95% CI)	31.40 [13.79, 49.01]

Analysis 1.1. Comparison 1 Heat vs placebo or non-heated wrap (acute and sub-acute LBP <3 months), Outcome 1 Pain relief (higher score favours heat).

Review: Superficial heat or cold for low back pain

Comparison: 1 Heat vs placebo or non-heated wrap (acute and sub-acute LBP <3 months)

Outcome: 1 Pain relief (higher score favours heat)

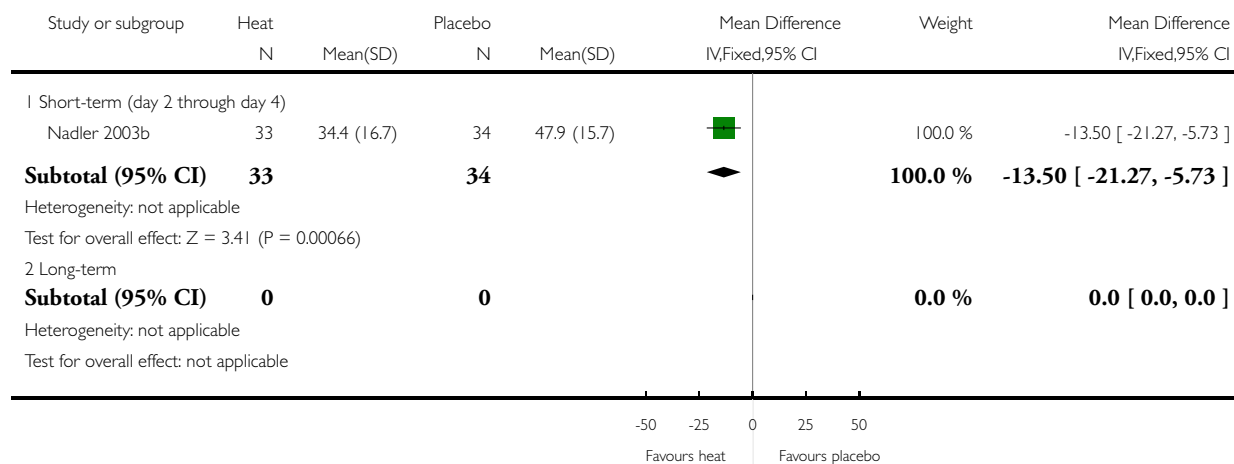


Analysis 1.2. Comparison 1 Heat vs placebo or non-heated wrap (acute and sub-acute LBP <3 months), Outcome 2 Pain affect (lower score favours heat).

Review: Superficial heat or cold for low back pain

Comparison: 1 Heat vs placebo or non-heated wrap (acute and sub-acute LBP <3 months)

Outcome: 2 Pain affect (lower score favours heat)

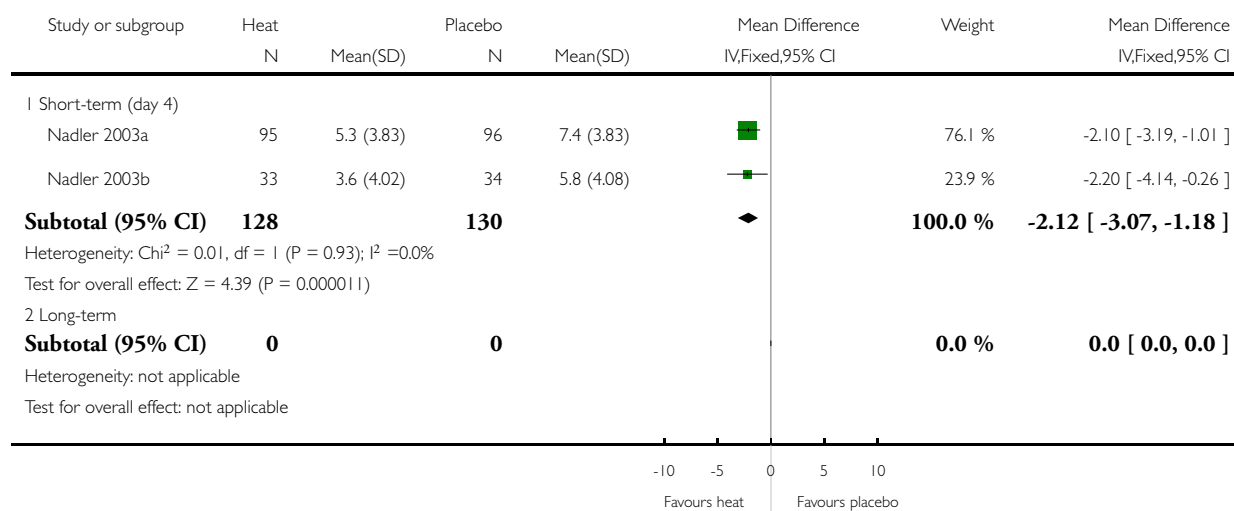


Analysis 1.3. Comparison 1 Heat vs placebo or non-heated wrap (acute and sub-acute LBP <3 months), Outcome 3 Function (lower score favours heat).

Review: Superficial heat or cold for low back pain

Comparison: 1 Heat vs placebo or non-heated wrap (acute and sub-acute LBP <3 months)

Outcome: 3 Function (lower score favours heat)

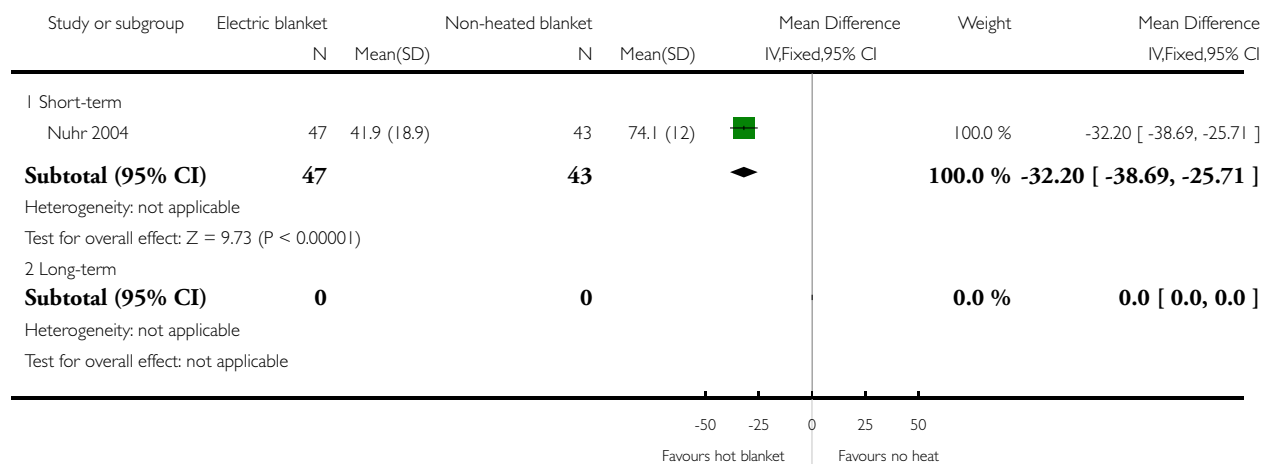


Analysis 1.4. Comparison 1 Heat vs placebo or non-heated wrap (acute and sub-acute LBP <3 months), Outcome 4 Pain (VAS) (lower score favours heat).

Review: Superficial heat or cold for low back pain

Comparison: 1 Heat vs placebo or non-heated wrap (acute and sub-acute LBP <3 months)

Outcome: 4 Pain (VAS) (lower score favours heat)

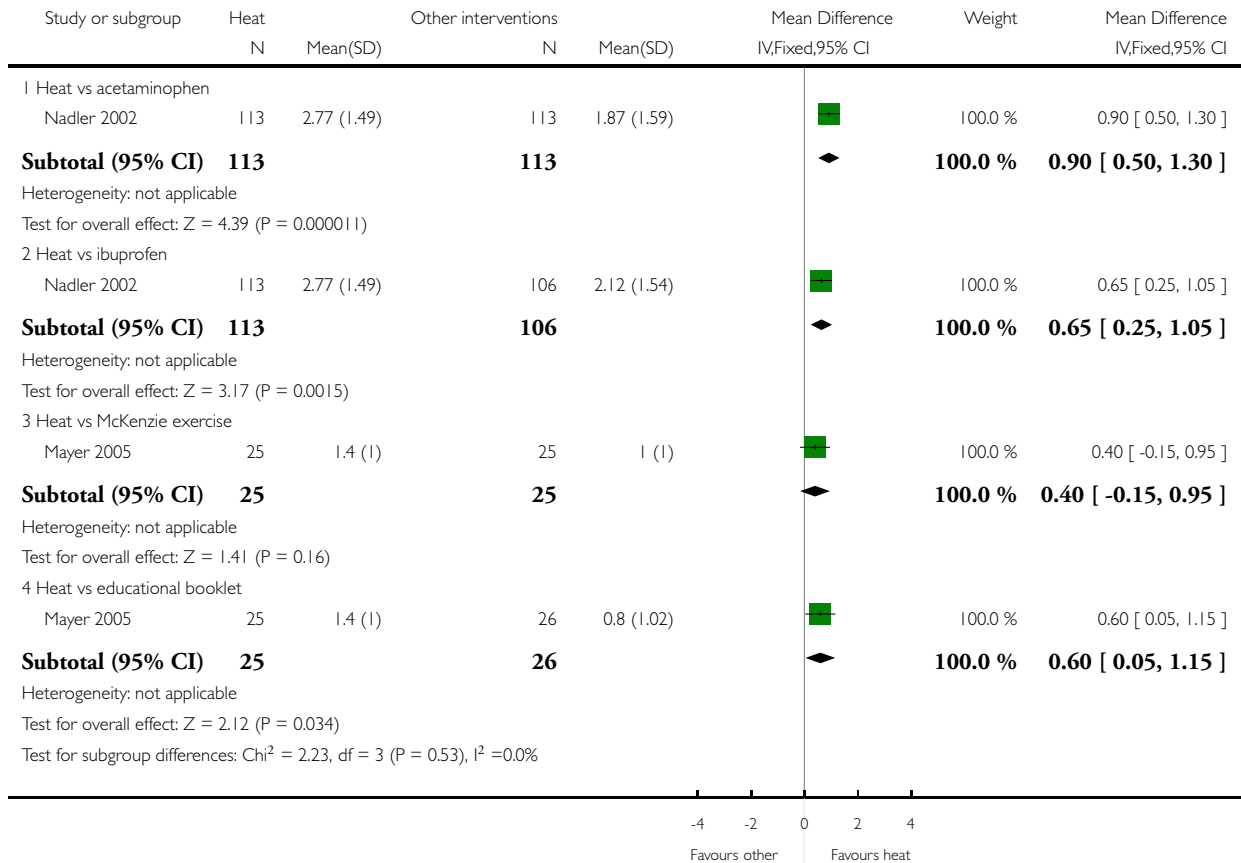


Analysis 2.1. Comparison 2 Heat vs other interventions (acute and sub-acute LBP <3 months), Outcome 1 Pain relief - Day 1 or 2 (higher score favours heat).

Review: Superficial heat or cold for low back pain

Comparison: 2 Heat vs other interventions (acute and sub-acute LBP <3 months)

Outcome: 1 Pain relief - Day 1 or 2 (higher score favours heat)

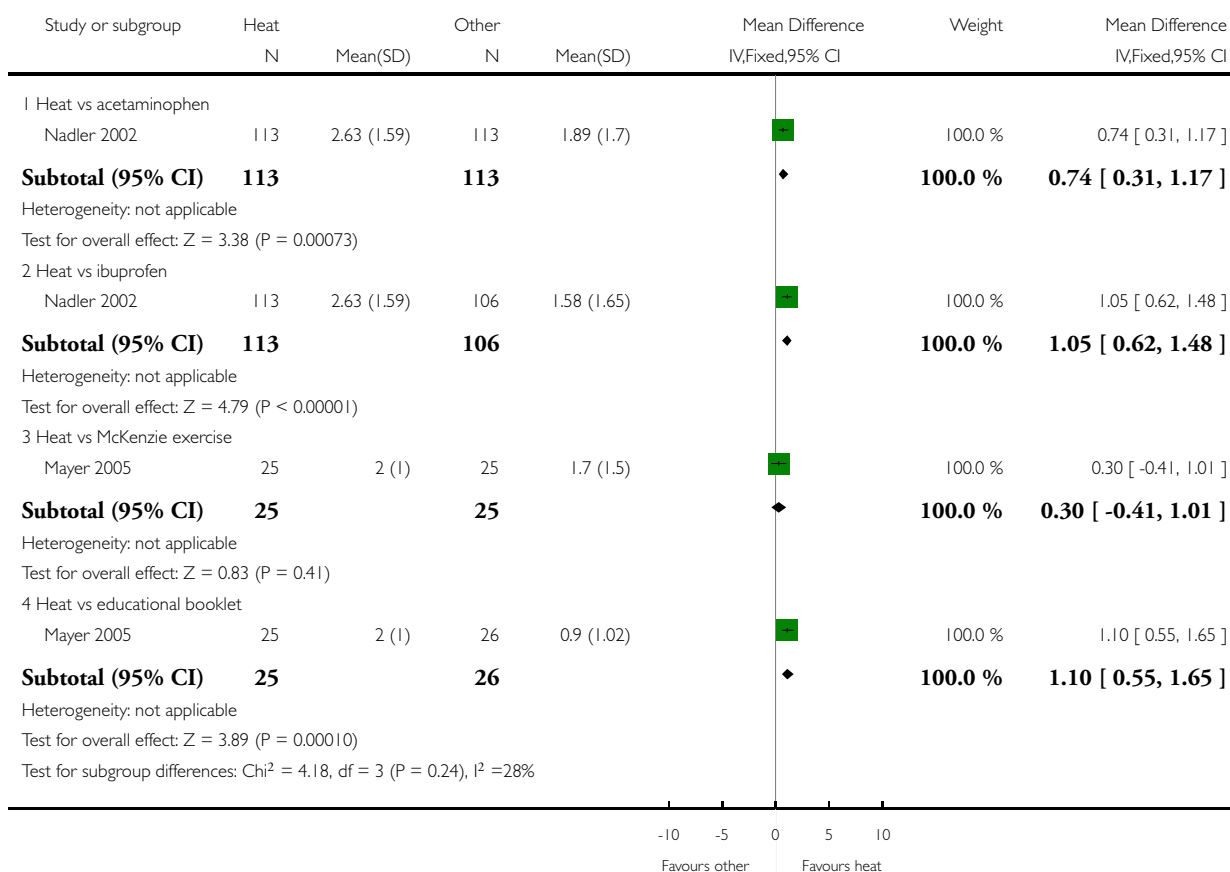


Analysis 2.2. Comparison 2 Heat vs other interventions (acute and sub-acute LBP <3 months), Outcome 2 Pain relief - Day 4 (higher score favours heat).

Review: Superficial heat or cold for low back pain

Comparison: 2 Heat vs other interventions (acute and sub-acute LBP <3 months)

Outcome: 2 Pain relief - Day 4 (higher score favours heat)

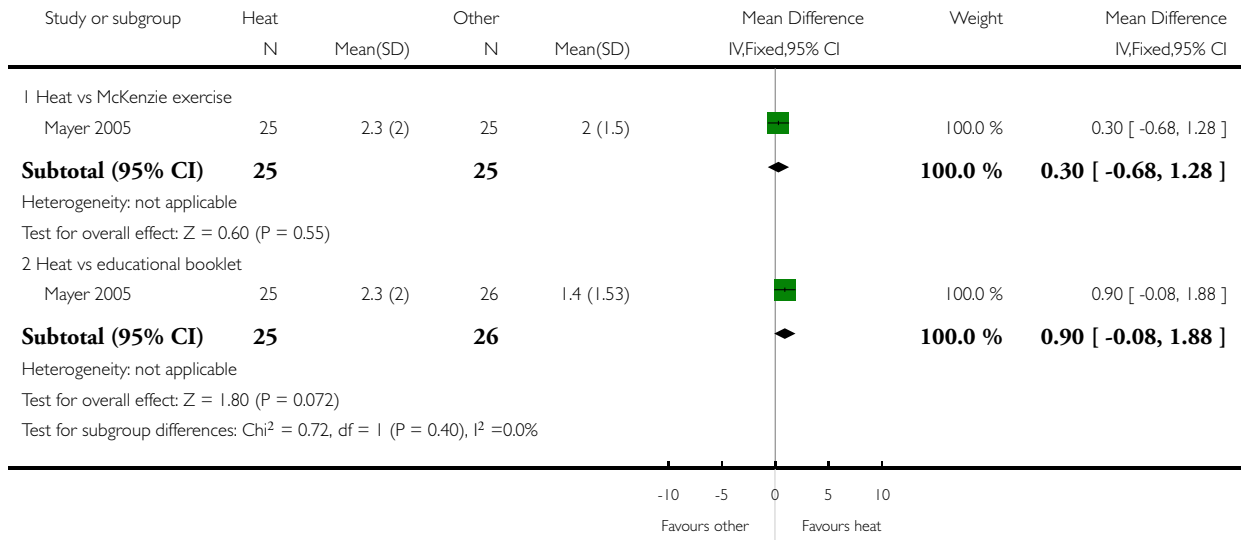


Analysis 2.3. Comparison 2 Heat vs other interventions (acute and sub-acute LBP <3 months), Outcome 3 Pain relief - Day 7 (higher score favours heat).

Review: Superficial heat or cold for low back pain

Comparison: 2 Heat vs other interventions (acute and sub-acute LBP <3 months)

Outcome: 3 Pain relief - Day 7 (higher score favours heat)

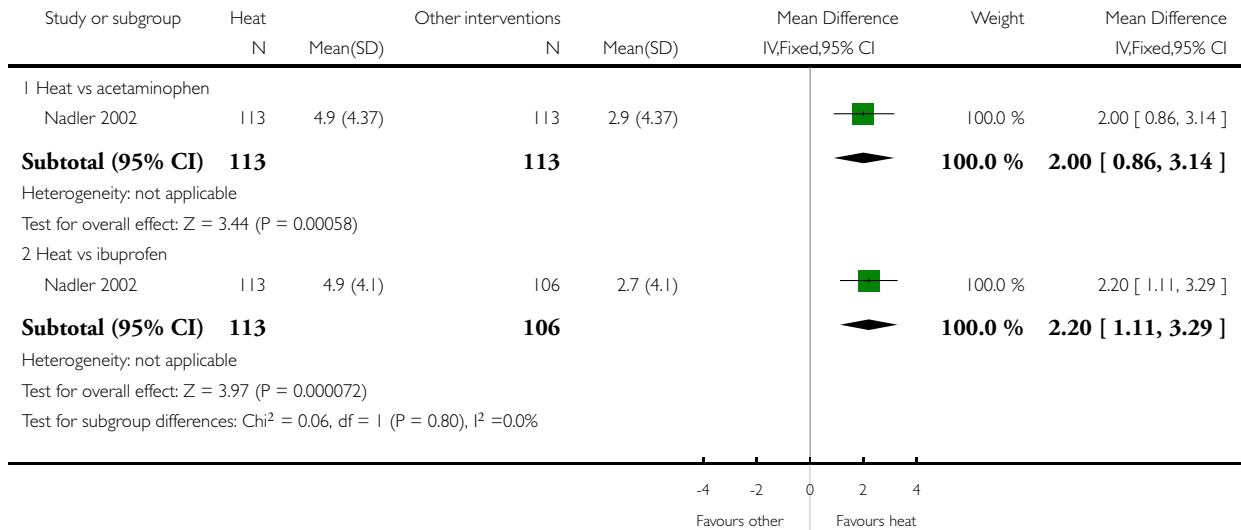


Analysis 2.4. Comparison 2 Heat vs other interventions (acute and sub-acute LBP <3 months), Outcome 4 Function (Roland-Morris) - Day 4 (higher score favours heat).

Review: Superficial heat or cold for low back pain

Comparison: 2 Heat vs other interventions (acute and sub-acute LBP <3 months)

Outcome: 4 Function (Roland-Morris) - Day 4 (higher score favours heat)

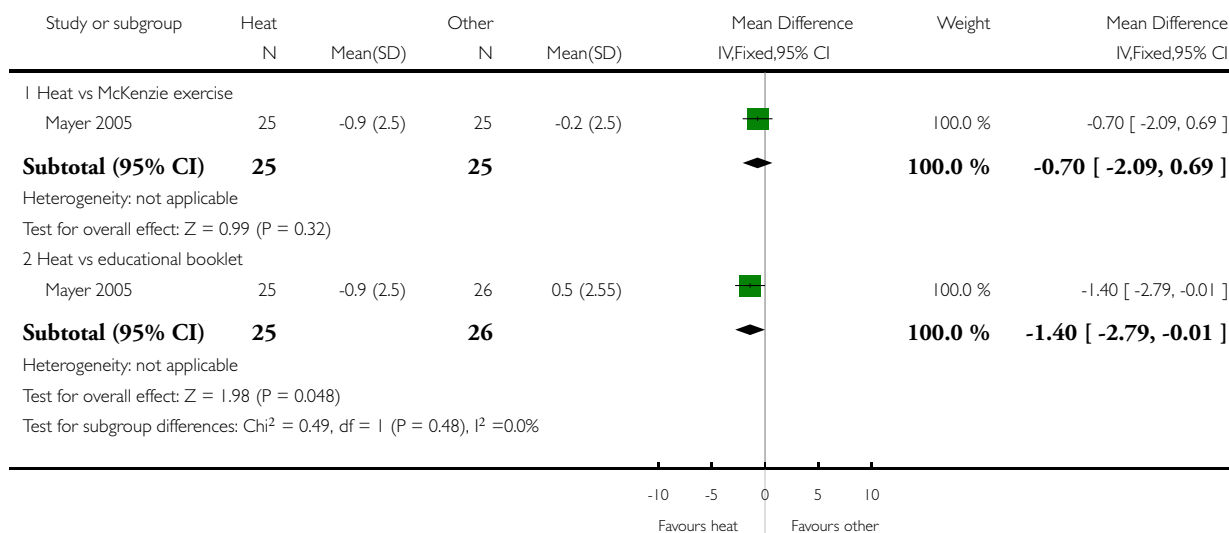


Analysis 2.5. Comparison 2 Heat vs other interventions (acute and sub-acute LBP <3 months), Outcome 5 Function change scores (Roland-Morris) - Day 2 (lower score favours heat).

Review: Superficial heat or cold for low back pain

Comparison: 2 Heat vs other interventions (acute and sub-acute LBP <3 months)

Outcome: 5 Function change scores (Roland-Morris) - Day 2 (lower score favours heat)

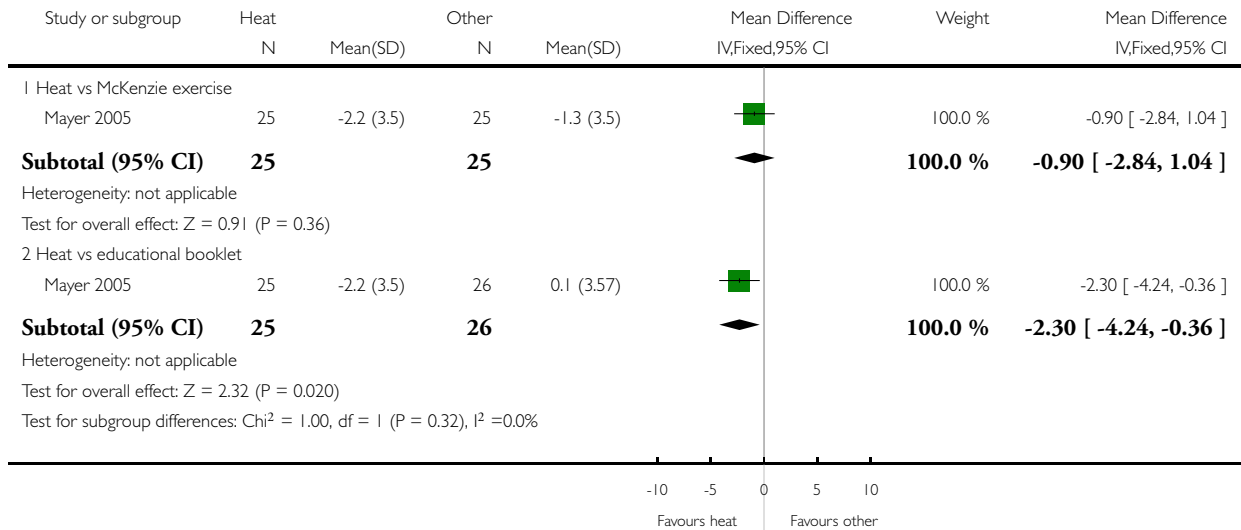


Analysis 2.6. Comparison 2 Heat vs other interventions (acute and sub-acute LBP <3 months), Outcome 6 Function change scores (Roland-Morris) - Day 4 (lower score favours heat).

Review: Superficial heat or cold for low back pain

Comparison: 2 Heat vs other interventions (acute and sub-acute LBP <3 months)

Outcome: 6 Function change scores (Roland-Morris) - Day 4 (lower score favours heat)

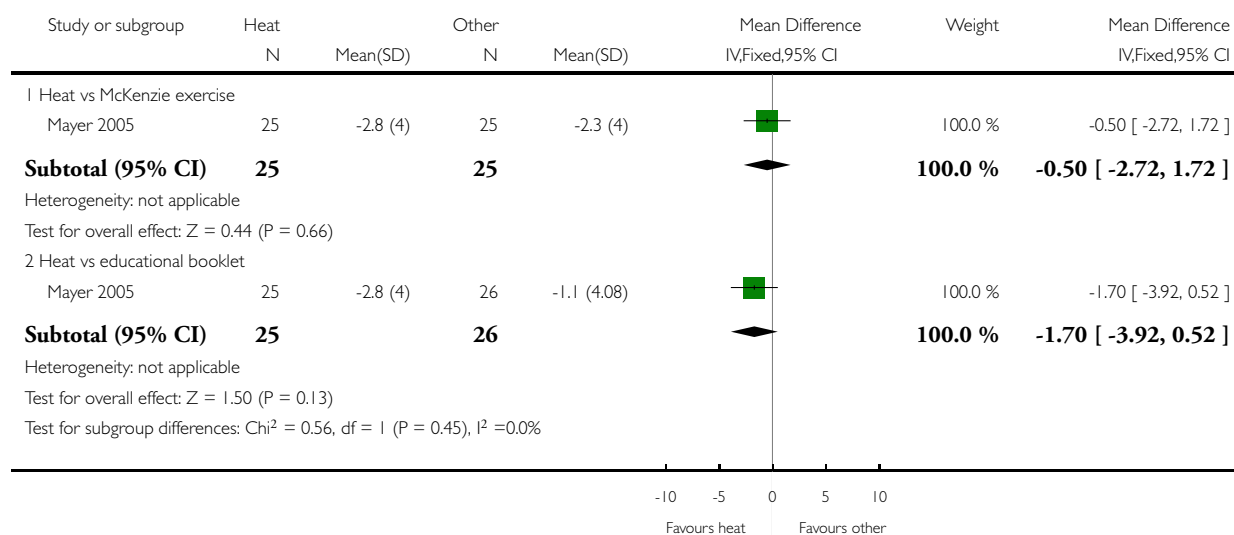


Analysis 2.7. Comparison 2 Heat vs other interventions (acute and sub-acute LBP <3 months), Outcome 7 Function change scores (Roland-Morris) - Day 7 (lower score favours heat).

Review: Superficial heat or cold for low back pain

Comparison: 2 Heat vs other interventions (acute and sub-acute LBP <3 months)

Outcome: 7 Function change scores (Roland-Morris) - Day 7 (lower score favours heat)

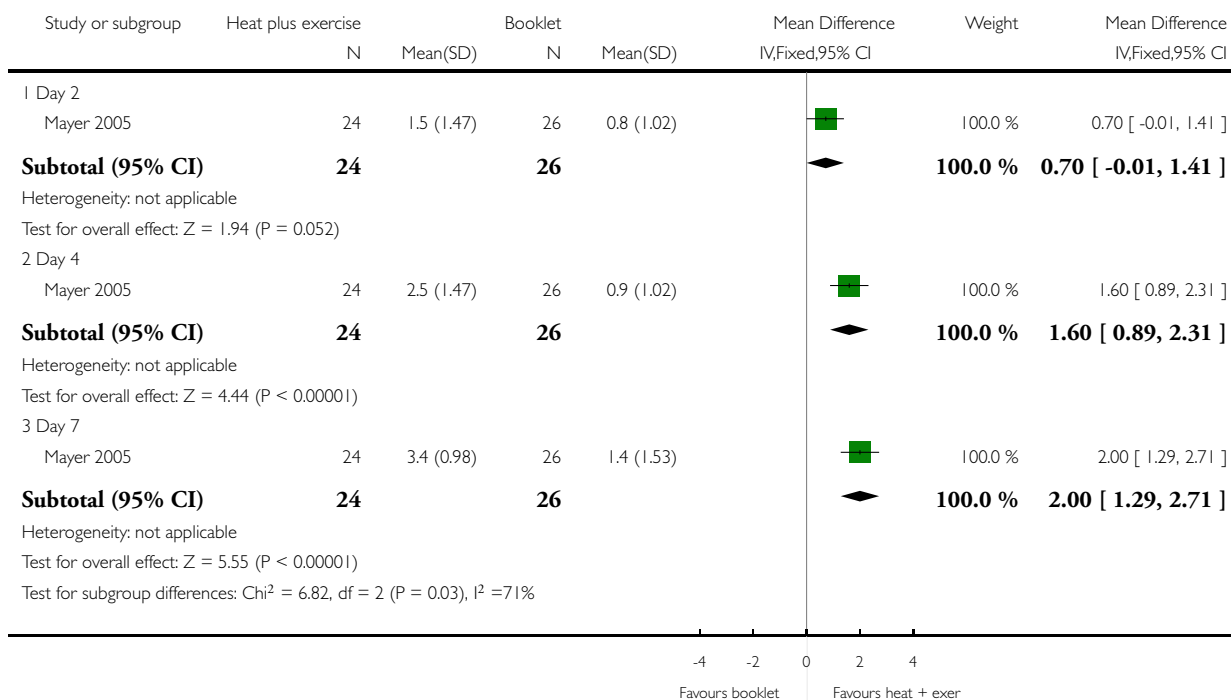


Analysis 3.1. Comparison 3 Heat plus exercise vs other interventions (acute and sub-acute LBP <3 months), Outcome 1 Pain relief (higher score favours heat) - vs booklet.

Review: Superficial heat or cold for low back pain

Comparison: 3 Heat plus exercise vs other interventions (acute and sub-acute LBP <3 months)

Outcome: 1 Pain relief (higher score favours heat) - vs booklet

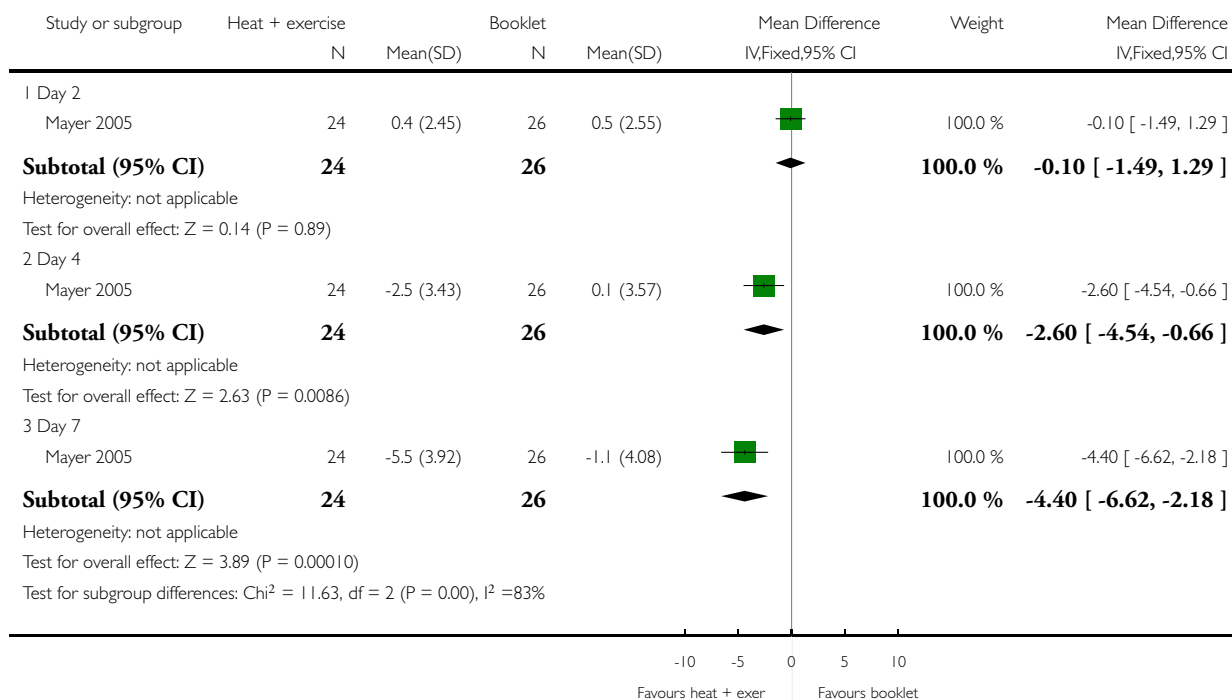


Analysis 3.2. Comparison 3 Heat plus exercise vs other interventions (acute and sub-acute LBP <3 months), Outcome 2 Function - Roland-Morris (change values - lower score favours heat) - vs booklet.

Review: Superficial heat or cold for low back pain

Comparison: 3 Heat plus exercise vs other interventions (acute and sub-acute LBP <3 months)

Outcome: 2 Function - Roland-Morris (change values - lower score favours heat) - vs booklet

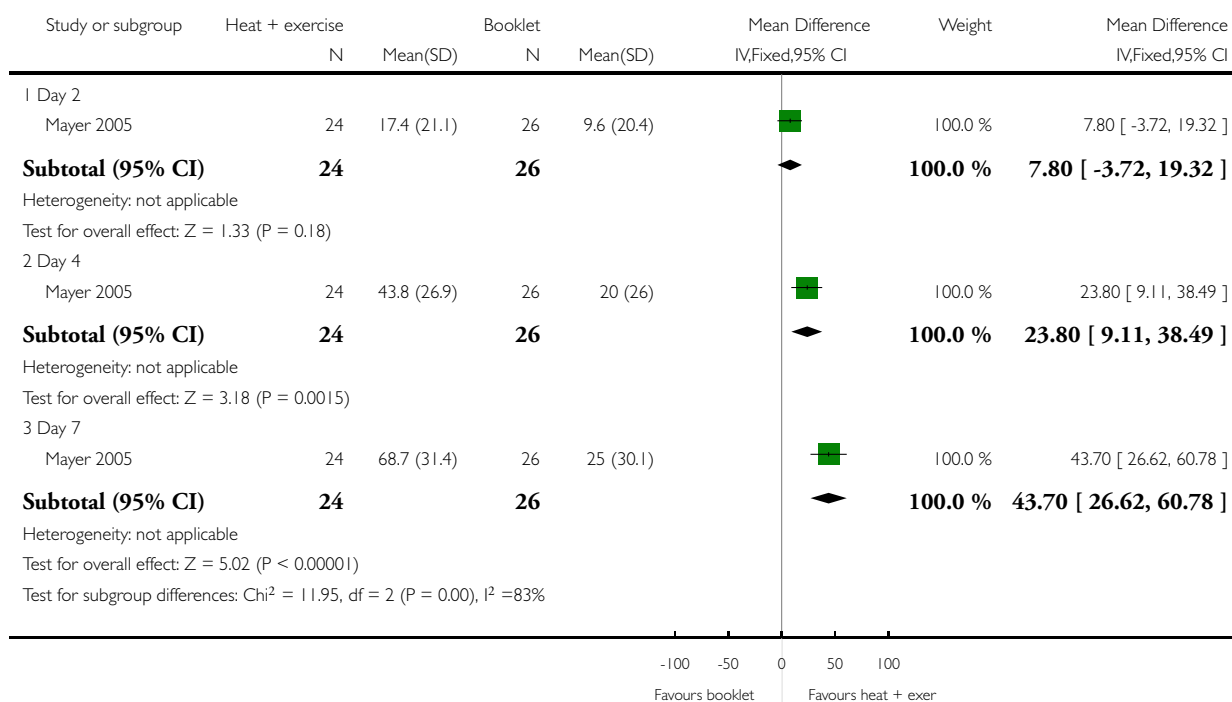


Analysis 3.3. Comparison 3 Heat plus exercise vs other interventions (acute and sub-acute LBP <3 months), Outcome 3 Function - MTAP (change values - higher score favours heat) - vs booklet.

Review: Superficial heat or cold for low back pain

Comparison: 3 Heat plus exercise vs other interventions (acute and sub-acute LBP <3 months)

Outcome: 3 Function - MTAP (change values - higher score favours heat) - vs booklet

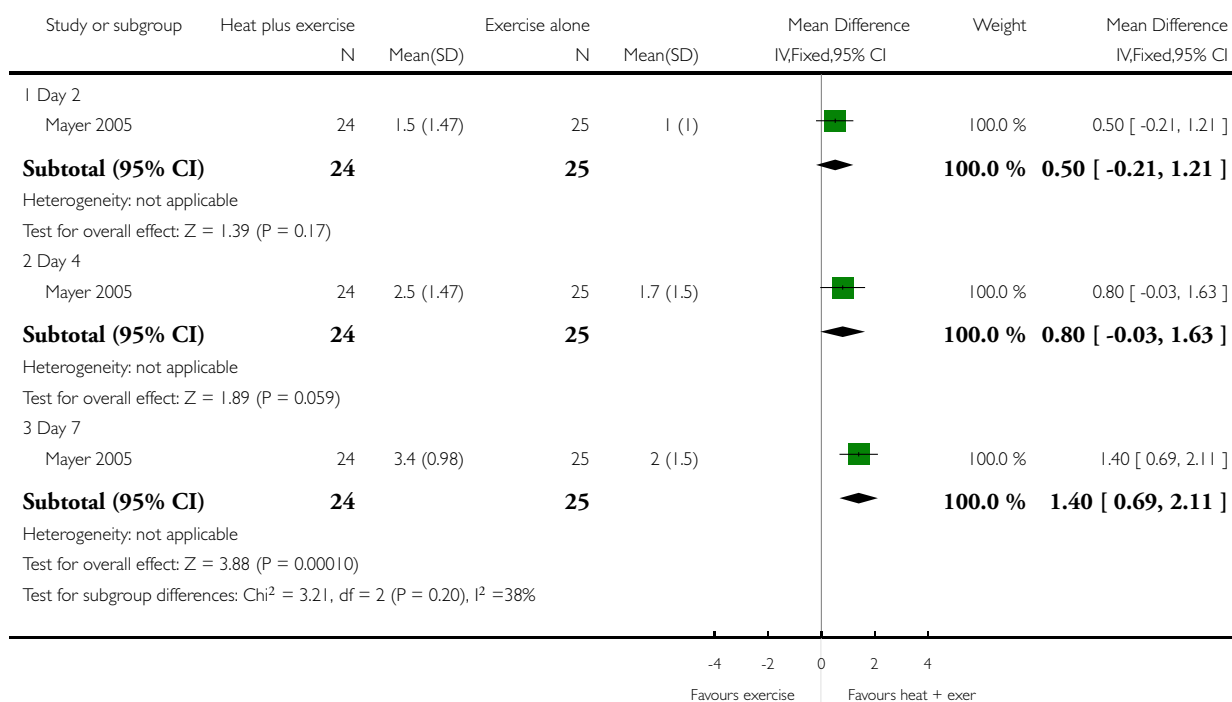


Analysis 3.4. Comparison 3 Heat plus exercise vs other interventions (acute and sub-acute LBP <3 months), Outcome 4 Pain relief (higher score favours heat) - vs exercise alone.

Review: Superficial heat or cold for low back pain

Comparison: 3 Heat plus exercise vs other interventions (acute and sub-acute LBP <3 months)

Outcome: 4 Pain relief (higher score favours heat) - vs exercise alone

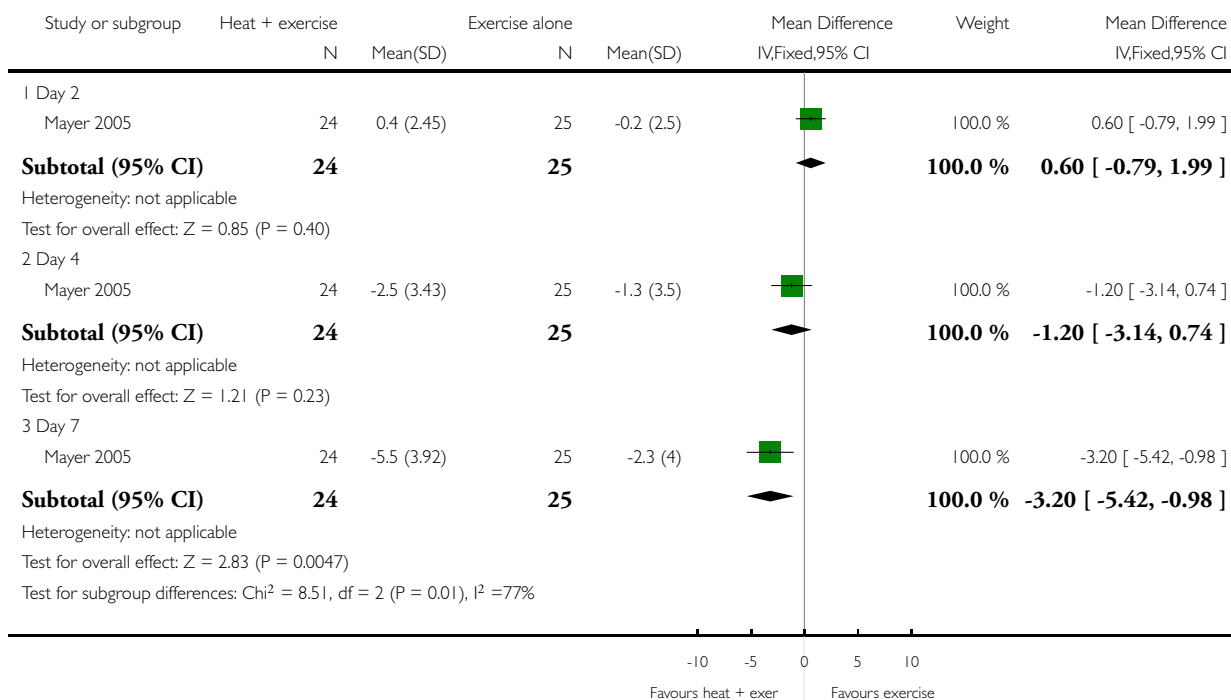


Analysis 3.5. Comparison 3 Heat plus exercise vs other interventions (acute and sub-acute LBP <3 months), Outcome 5 Function - Roland-Morris (change values - lower score favours heat) - vs exercise alone.

Review: Superficial heat or cold for low back pain

Comparison: 3 Heat plus exercise vs other interventions (acute and sub-acute LBP <3 months)

Outcome: 5 Function - Roland-Morris (change values - lower score favours heat) - vs exercise alone

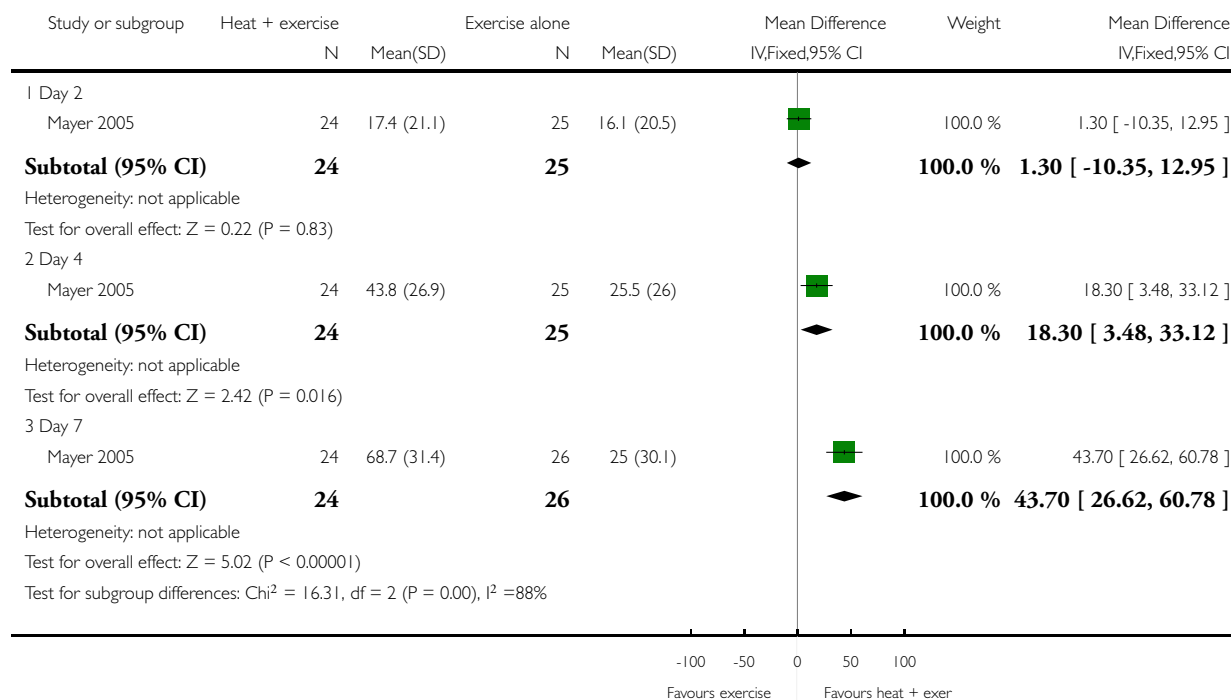


Analysis 3.6. Comparison 3 Heat plus exercise vs other interventions (acute and sub-acute LBP <3 months), Outcome 6 Function - MTAP (change values - higher score favours heat) - vs exercise alone.

Review: Superficial heat or cold for low back pain

Comparison: 3 Heat plus exercise vs other interventions (acute and sub-acute LBP <3 months)

Outcome: 6 Function - MTAP (change values - higher score favours heat) - vs exercise alone

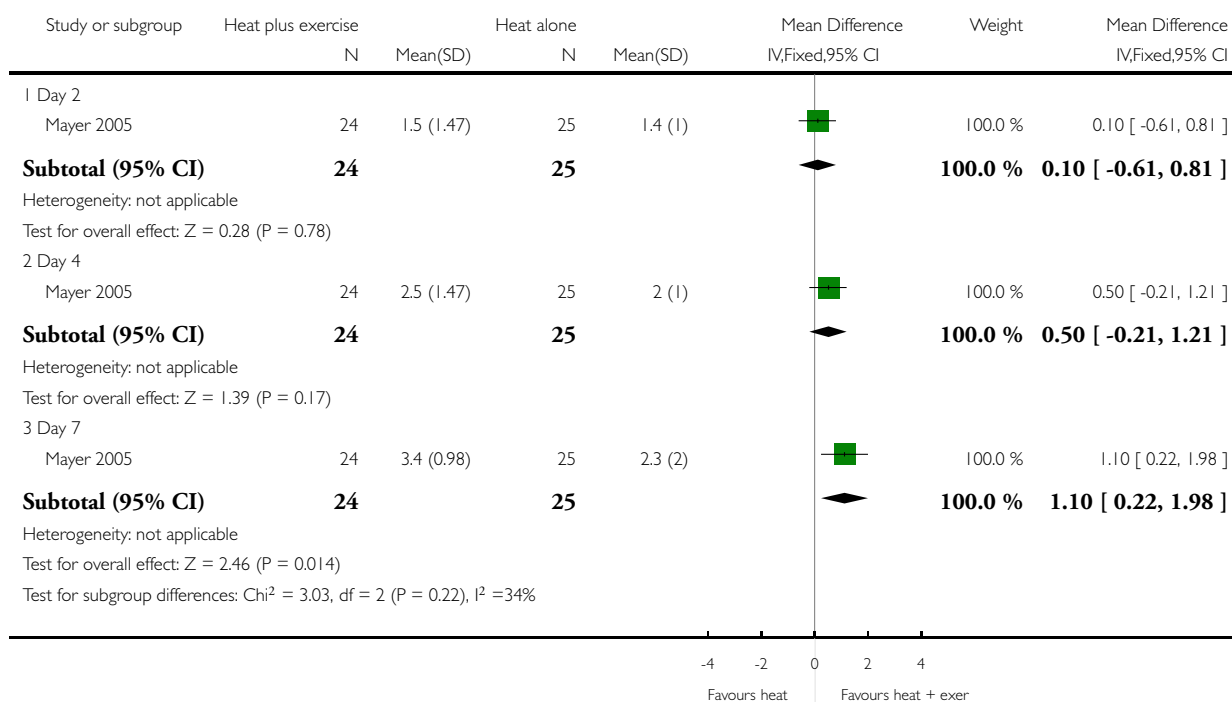


Analysis 3.7. Comparison 3 Heat plus exercise vs other interventions (acute and sub-acute LBP <3 months), Outcome 7 Pain relief (higher score favours heat) - vs heat alone.

Review: Superficial heat or cold for low back pain

Comparison: 3 Heat plus exercise vs other interventions (acute and sub-acute LBP <3 months)

Outcome: 7 Pain relief (higher score favours heat) - vs heat alone

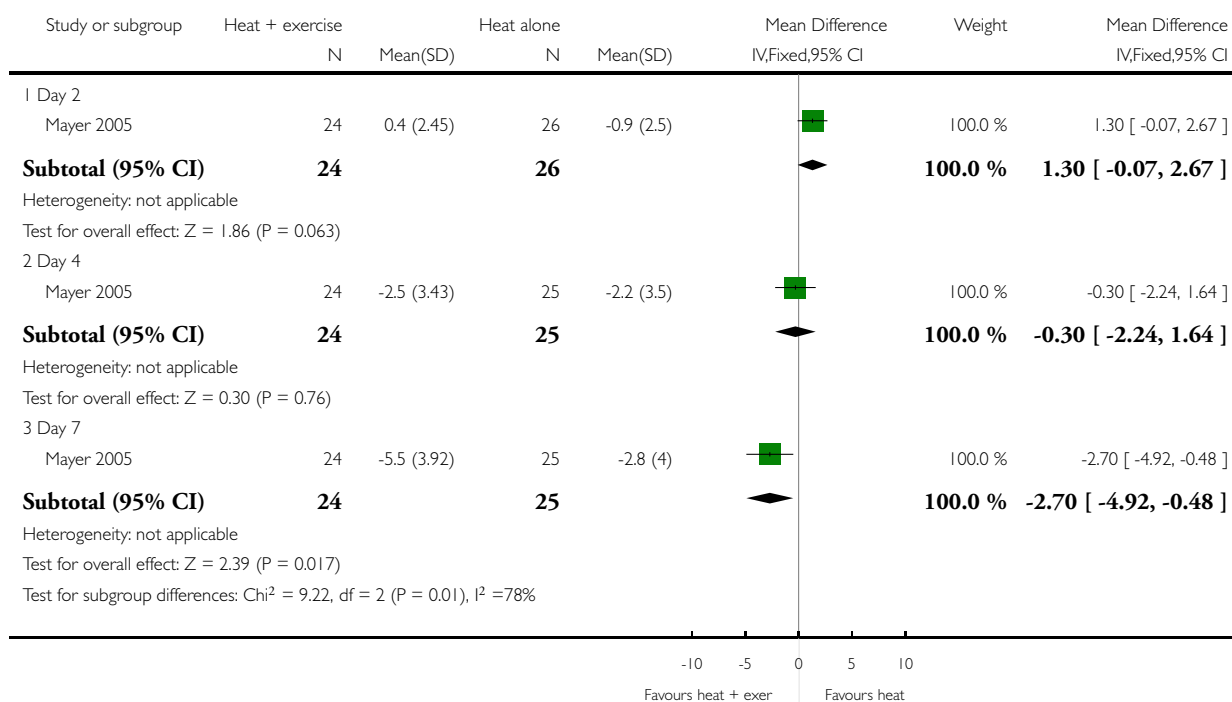


Analysis 3.8. Comparison 3 Heat plus exercise vs other interventions (acute and sub-acute LBP <3 months), Outcome 8 Function - Roland-Morris (change values - lower score favours heat) - vs heat alone.

Review: Superficial heat or cold for low back pain

Comparison: 3 Heat plus exercise vs other interventions (acute and sub-acute LBP <3 months)

Outcome: 8 Function - Roland-Morris (change values - lower score favours heat) - vs heat alone

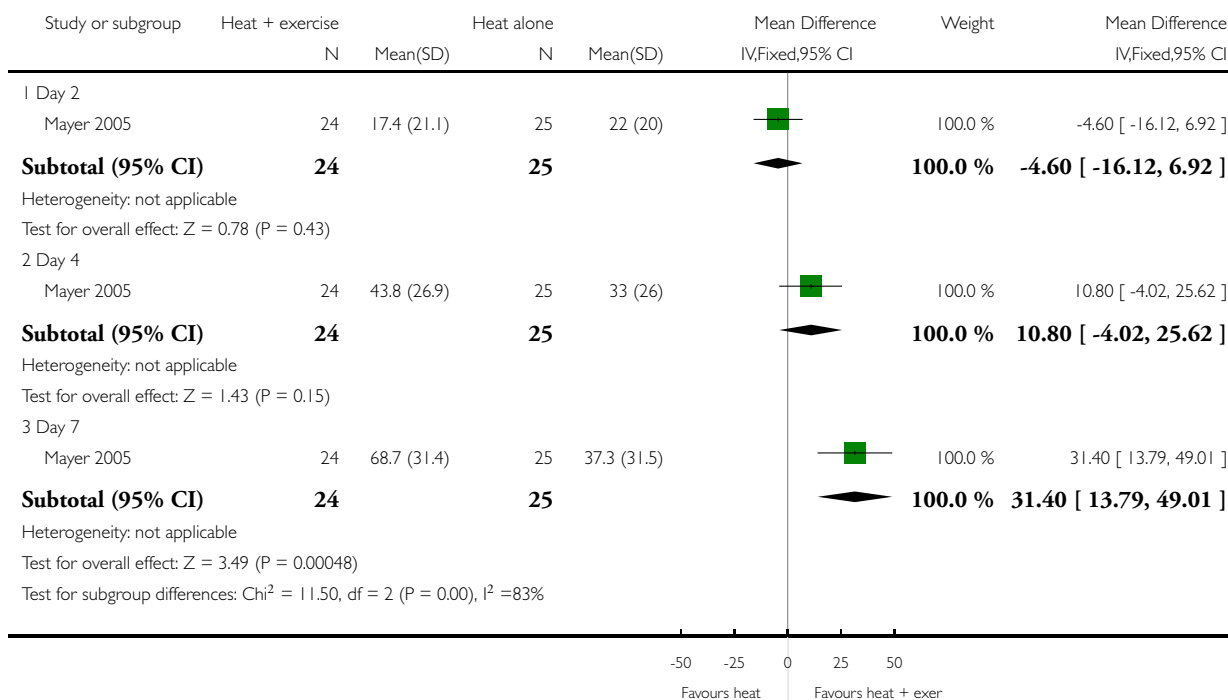


Analysis 3.9. Comparison 3 Heat plus exercise vs other interventions (acute and sub-acute LBP <3 months), Outcome 9 Function - MTAP (change values - higher score favours heat) - vs heat alone.

Review: Superficial heat or cold for low back pain

Comparison: 3 Heat plus exercise vs other interventions (acute and sub-acute LBP <3 months)

Outcome: 9 Function - MTAP (change values - higher score favours heat) - vs heat alone



APPENDICES

Appendix I. MEDLINE search strategy

1. randomized controlled trial.pt.
2. controlled clinical trial.pt
3. Randomized Controlled Trials/
4. Random Allocation/
5. Double-Blind Method/
6. Single-Blind Method/
7. or/1-6
8. Animal/ not Human/
9. 7 not 8
10. clinical trial.pt.
11. exp Clinical Trials/
12. (clin\$ adj25 trial\$).tw.

13. ((singl\$ or doubl\$ or trebl\$ or tripl\$) adj25 (blind\$ or mask\$)).tw.
14. Placebos/
15. placebo\$.tw.
16. random\$.tw.
17. Research Design/
18. (latin adj square).tw.
19. or/10-18
- 20.19 not 8
21. 20 not 9
22. Comparative Study/
23. exp Evaluation Studies/
24. Follow-Up Studies/
25. Prospective Studies/
26. (control\$ or prospective\$ or Volunteer\$).tw.
27. Cross-Over Studies/
28. or/22-27
29. 28 not 8
30. 29 not (9 or 21)
31. 9 or 21 or 30
32. low back pain/
33. low back pain.tw.
34. backache.tw.
35. lumbago.tw.
36. or/32-35
37. 31 and 36
38. (heat\$ or hot or warm\$).tw.
39. (infrared or infra-red).tw.
40. poultice.tw.
41. (spa\$ or sauna\$ or shower\$ or steam\$).tw.
42. Cryotherapy/
44. (cryotherapy or ice or cool or cold).tw.
44. or/38-43
45. 37 and 44

Appendix 2. EMBASE search strategy

1. clinical article/
2. clinical study/
3. clinical trial/
4. controlled study/
5. randomized controlled trial/
6. major clinical study/
7. double blind procedure/
8. multicenter study/
9. single blind procedure/
10. crossover procedure/
11. placebo/
12. Or/1-11
13. allocat\$.ti,ab
14. assign\$.ti,ab
15. blind\$.ti,ab
16. (clinic\$ adj25 (study or trial)).ti,ab
17. compare\$.ti,ab

18. control\$.ti,ab
19. cross?over.ti,ab
20. factorial\$.ti,ab
21. follow?up.ti,ab
22. placebo\$.ti,ab
23. prospectiv\$.ti,ab
24. random\$.ti,ab
25. ((singl\$ or doubl\$ or trebl\$ or tripl\$) adj25 (blind\$ or mask\$)).ti,ab
26. trial.ti,ab
27. (versus or vs).ti,ab
28. Or/13-27
29. 12 or 28
30. human/
31. nonhuman/
32. animal/
33. animal experiment/
34. 31 or 32 or 33
35. 30 and 34
36. 29 not 34
37. 29 and 35
38. 36 or 37
39. low back pain/
40. back pain.tw
41. backache.tw
42. lumbago.tw
43. Or/39-42
44. (heat\$ or hot or warm\$).tw
45. (infrared or infra-red).tw
46. poultice.tw
47. (spa\$ or sauna\$ or shower\$ or steam\$).tw
48. Cryotherapy/
49. (cryotherapy or ice or cool or cold).tw
50. Or/44-49
51. 38 and 43 and 50

Appendix 3. CENTRAL search strategy

1. BACK PAIN explode all trees (MeSH)
2. back pain or backache or lumbago
3. #1 or #2
4. CRYOTHERAPY explode all trees (MeSH)
5. cryotherapy or ice or cool or cold
6. heat* or hot or warm* or infrared or infra-red or poultice or spa* or sauna* or shower* or steam*
7. #4 or #5 or #6
8. #3 and #7

WHAT'S NEW

Last assessed as up-to-date: 11 October 2005.

16 March 2010	Amended	Contact details updated.
---------------	---------	--------------------------

HISTORY

Protocol first published: Issue 2, 2004

Review first published: Issue 1, 2006

17 February 2010	Amended	Contact details updated.
23 November 2009	Amended	Contact details updated.
13 June 2008	Amended	Converted to new review format.
12 October 2005	New citation required and conclusions have changed	Substantive amendment

CONTRIBUTIONS OF AUTHORS

Simon French coordinated the review, conducted the searches, selected studies for inclusion and extracted data. Melainie Cameron extracted data. Bruce Walker selected studies for inclusion. John Reggars extracted data. All authors interpreted the results and wrote the review.

DECLARATIONS OF INTEREST

None declared.

SOURCES OF SUPPORT

Internal sources

- Australasian Cochrane Centre, Monash Institute of Health Services Research, Monash University, Australia.

External sources

- No sources of support supplied

INDEX TERMS**Medical Subject Headings (MeSH)**

Clinical Trials as Topic; Cryotherapy [*methods]; Hot Temperature [*therapeutic use]; Low Back Pain [*therapy]

MeSH check words

Adult; Humans